merrytek®

INTELLIGENT LIGHTING CONTROL

INTELLIGENT LIGHTING CONTROL

Shenzhen Merrytek Technology Co., Ltd

2nd and 3rd Floor,No.3 building,380 Xiangshan Avenue,Luotian,Yanluo,Baoan,Shenzhen,518127,China

T: +86 755 2305 7253 / 59
F: +86 755 2786 3012
E: sales@merrytek.com
W:www.merrytek.com

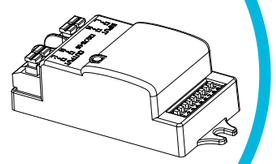

INTELLIGENT LIGHTING CONTROL

Sensor

Product Catalogue

2018 02

merrytek®
INTELLIGENT LIGHTING CONTROL

Merrytek Focus on intelligent control's while constantly innovating

About Merrytek

Merrytek, founded in 2011, focuses on intelligent products for the lighting control industry.

We design and manufacture innovative Microwave Motion Sensors & Integrated Sensor. Kreat Power is the sub brand, its main products are DALI Dimmable LED Driver, LED Emergency Converter and 0-10V/1-10V/PUSH Drivers for lighting & electrical manufacturers, distributors, wholesalers, retrofit projects, retail chain stores etc..

With the effort of over 40 R&D members and ISO9001:2015 a qualified production line, Merrytek supplies over 150 models with an output volume of over 500k units per month for numerous applications.

Why Merrytek

Our R&D staff and engineering team have over 20 years experience in designing intelligent lighting control products. Merrytek has been continuing to focus on development of intelligent and innovative lighting control products. We ensure our customers have the best choice as well as competitive pricing in the lighting controls market.

In 2018, Merrytek take the pioneer to introduce automatic manufacturing line, become the first domestic enterprise with Automatic production and test for semi-finished and finished products

Product Design & Innovation

Over 40 R&D members, 8 design teams are concentrating on new product development. We launch over 20 new products each season, Merrytek has clearly led the way in developing and innovating intelligent control technology.

Quality & Control

Our products are sold globally and they are tested 4 times in the whole production procedure, which includes Waveform Test, Light-Control Test, Detection Area Test and Imitation Lighten in Fixture Test.

Sales & Service

Merrytek has built the sales networks in Germany, UK , Scandinavia and North America. We provide 7x24 technical support and intimate service to our clients.

About Merrytek ····· 01

New Product Overview ····· 05

ON-OFF Function

MC030S E/MC030S L (Smart Version) ····· 14

MC070S E (Economic version) ····· 15

MC076S (Needle Antenna) ····· 16

MC060S RC (Remote control) ····· 17

MC071S (Minor motion detector) ····· 18

MC055S (Flood light sensor) ····· 19

MC042S (IP65 ON/OFF Function Sensor For Flood Light) ····· 20

MC075S+ MH01(Upgrade version) ····· 21

Dimming Function

MC077V RC (Needle Antenna with remote) ····· 23

MC049V (Enhanced detection zone) ····· 24

MC054V RC (Remote control for warehouse) ····· 25

MC072V (Slight Motion Detector for Panel Light) ····· 26

MC052V RF1+MW04 (RF Wireless Networking) ····· 27

DC operation

MC080D/MC080D 1 (DC operate with Needle Antenna) ····· 31

MC002D6 (DC sensor Module) ····· 32

Stand-alone Sensor

MC040S (Flush Mounted Version) ····· 34

MC034S (Dual-Output Occupancy) ····· 35

MSA010 (Minor motion with Remote) ····· 36

MSA012 (0-10v dimming with Remote) ····· 37

Sensor DIM LED Driver

MLC16C-PE/MLC18C-P3/MLC28C-PE (Standard Version) ····· 39

MLC18C-N/MLC28C-N (Upgraded Version) ····· 40

MLC18C-DP/MLC28C-DP (Night/Light Function) ····· 41

MLC20C-P2 (For LED Ceiling and Tri-proof Light) ····· 42

MLC40C-P4/MLC40C-P5 (For Tri-proof Light) ····· 43

MLC65C-P3/MLC65C-P4/MLC65C-P5 (For Tri-proof Light) ····· 44

MLC18C-PRF2 (RF wireless Networking) ····· 45

MLC40C-M (Slight motion detector) ····· 47

Northern American Version

MC602S (ON-OFF Function / Enhanced Detection Zone) ····· 49

MC603S (ON-OFF Function / Standard Version) ····· 50

MC601V (1-10vdimming) ····· 51

MC083V (Economic version) ····· 52

MC605V/D (Detachable version) ····· 53

MC612V D RC (Detachable version with Remote) ····· 54

MC613V D RC (347V Operate) ····· 55

MC054V RC (Remote Control Microwave Sensor) ····· 56

MC609V RC (347V Operate) ····· 57

MC610V RC (Built-in Daylight harvesting) ····· 58

MC620V W+MW07 (Mesh control) ····· 59

MC623V D RC+MC079D RC (Remote control) ····· 60

Accessories

MS09 (Daylight Harvesting) ····· 62

MS01 (Daylight Harvesting) ····· 63

MS02 (Daylight Switch) ····· 65

MH01 (Remote Control) ····· 67

MH02 (Remote Control) ····· 68

MH03 (Remote Control) ····· 68

MH10 (Remote Control) ····· 69

About Merrytek Microwave Technology ····· 71

Overview of Merrytek Microwave Motion Detecting Features ····· 72

How to select sensors for our luminaires ····· 76

Where to use Microwave Motion Detecting ····· 77

Setting of Product ····· 81

Contact Information ····· 86

NEW

MC620V W+MW07

Microwave Motion Sensors for High Bay

Mesh Control

MC620V W

MW07

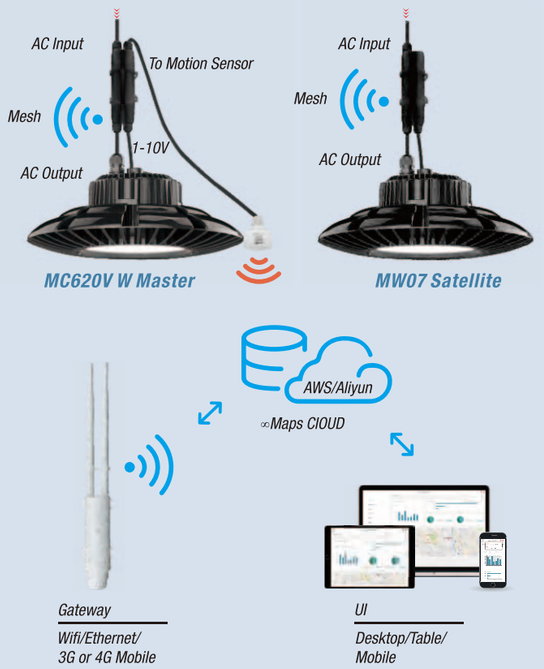

- *AC 120/277Vac control & Mesh wireless version are optional.*
- *Patented 5.8G high-mounted microwave antenna, mounting height is 15m Max.*
- *Industrial-grade components are used, high reliability & long life span.*
- *IP65 rating for damp location.*

See page 59

NEW

MC623V D RC+MC079D RC

Microwave Motion Sensors for High Bay

Remote control

MC623V D RC
120/277Vac

MH10

MC079D RC
12-24Vac

- Linear controller design, no need extra installation box, easy to assemble.
- The latest mini patented microwave antenna, support small size and 15m Max. mounting height.
- Remote control allows convenient parameter setting and installation.

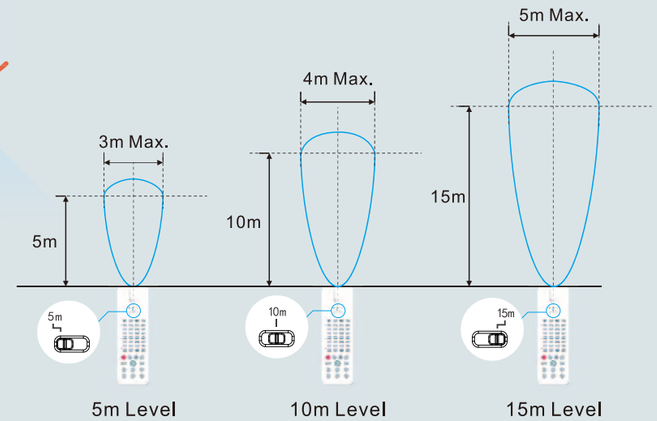

See page 60

NEW

MLC18C-DP /MLC28C-DP

Sensor Solution For Ceiling Light/Wall Light

MLC18C-DP

MLC28C-DP

- *Integrated sensor and driver*
- *Mini size, best choice for LED ceiling light.*
- *Night-light function, on/off, dimming versions are optional.*

- *Mini size, best choice for LED ceiling light*

- *Night/Light function, on/off, dimmable version optional*

- *Surface mounting or bottom mounting is optional*

- *18W, 28W optional, output current adjustable*

See page 41

NEW

MC076S/MC077V

Microwave Motion Sensors For Tri-proof Light

MC076S

MC077V

- *Mini microwave rod antenna, cut size 8mm*

- *Solve the instability problem of traditional needle antenna caused by mounted through metal surface*

- *Ultra-slim body, built in tri-proof or linear light*

- *1-10V dimmable, on/off function optional*

See page 16/23

NEW

MSA010/MSA012

Stand-alone Motion Sensors for Indoor

MH10

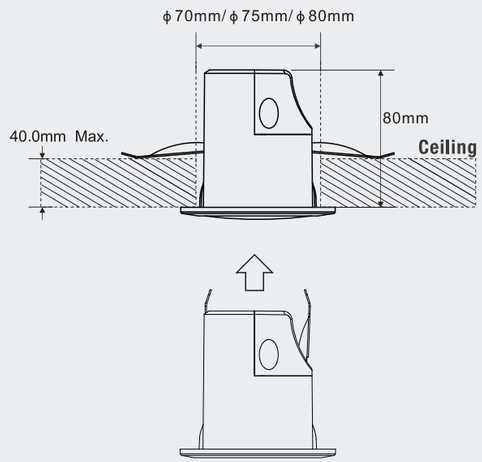

- *ON-OFF, 0-10V, Blue-tooth, DALI, KNX version can be optional.*
- *Minimum cut-size for installation easily.*
- *Wide operation voltage 120-277Vac.*

See page 36/See page 37

NEW

MS09

Stand-alone Photocell for Indoor Use

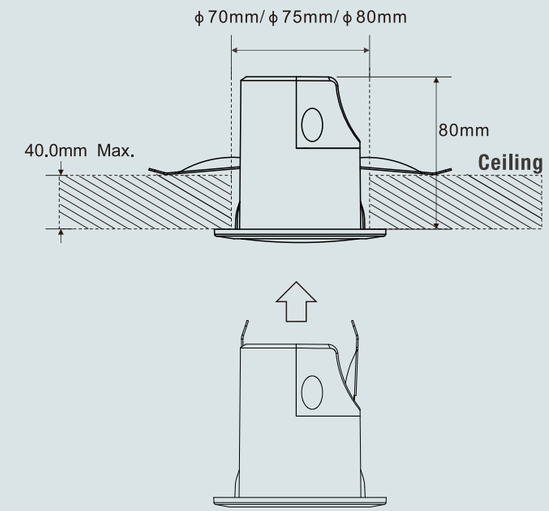

- *Provides energy saving without sacrificing visual comfort.*
- *Minimum cut-size for installation easily.*
- *Wide operation voltage 120-277Vac.*

See page 62

NEW

MLC40C-M

Flicker-free Motion Sensor LED Driver

One-stop Solution for Intelligent Offices

Flicker-free

- *Combined with microwave occupancy sensor, flicker-free dimmable LED driver*
- *Provided one-stop solution for intelligent LED panel light producer*
- *Flexible current settings loop-in/loop-out press fit terminal for fast installation*
- *5-year warranty*

- Patented microwave motion detection technology, minor motions such as typing can be detected easily. Never worry about the lights turning off unexpectely.

- Screwless design to connect sensor driver and panel. Fast installation.

- Supports grouping with SYNC cable.

- Loop-in/loop out press fit terminalfor fast installation.

One-stop Solution for Intelligent Office

See page 47

ON/OFF function

ON-OFF Function

MC030S E
MC030S L
Page 14

MC070S E
Page 15

MC076S
Page 16

MC060S RC
Page 17

MC071S
Page 18

MC055S
Page 19

MC042S
Page 20

MC075S
Page 21

merrytek®

MC030S E/MC030S L

ON-OFF Function / Smart Version

MC030S E

MC030S L

Wall light

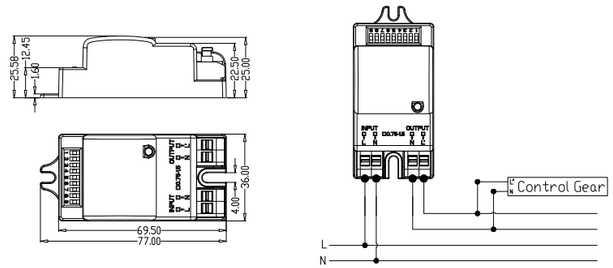

SPECIFICATIONS

	MC030S E	MC030S L
Operating voltage	220~240Vac, 50/60Hz	220~240Vac, 50/60Hz
Rated Load	400W(Inductive), 800W (Resistive)	400W(Inductive), 800W (Resistive)
HF system	5.8GHz±75MHz, ISM wave band	5.8GHz±75MHz, ISM wave band
Transmitting power	<0.5mW	<1mW
Power consumption	≤0.5W	≤0.5W
Detection Area(Radius)	6m Max.	6m Max.
Max. Mounting height	6m	6m
Hold time	5s/30s/90s/3min/20min/30min	5s/30s/90s/3min/20min/30min
Daylight sensor	2lux/10lux/25lux/50lux/disable	2lux/10lux/25lux/50lux/disable
Operating temperature	-20℃~60℃	-20℃~60℃
IP rating	IP20	IP20

ON-OFF Function

ON/OFF function

Normal motion detecting

Daylight threshold

5 Year Guarantee

5 Year Guarantee

Detection Pattern (max / min)

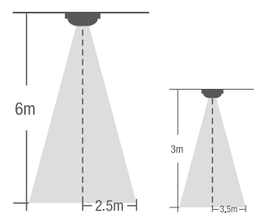

Detection area*

100%	2.5m	3.5m
75 %	1.5m	2.5m
50 %	0.5m	2m
25%	0m	1.5m
10%	0m	0.5m

*These data were tested by a 165cm height person and his walking speed is 1m/s.

ON-OFF Function

ON/OFF function

Normal motion detecting

Daylight threshold

5 Year Guarantee

5 Year Guarantee

MC070S E

ON-OFF Function / Economic version

Linear & batten

Wall light

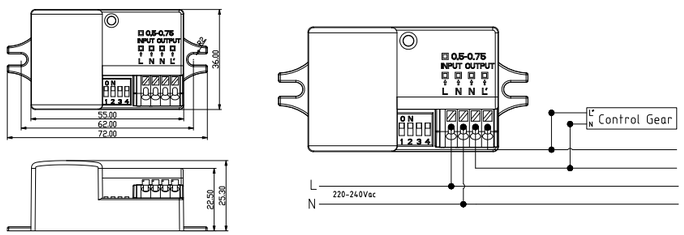

Detection Pattern (max / min)

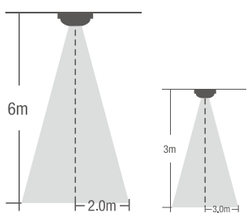

Detection area *

100%	2.0m	3.0m
50 %	1.0m	1.5m

*These data were tested by a 165cm height person and his walking speed is 1m/s.

SPECIFICATIONS

Operating voltage	220~240Vac, 50/60Hz
Rated Load	400W(Inductive), 800W (Resistive)
HF system	5.8GHz±75MHz, ISM wave band
Transmitting power	<0.5mW
Power consumption	≤0.5W(stand-by)
Detection Area(Radius)	6m Max.
Max. Mounting height	6m
Hold time	5s/1min/3min/10min
Daylight sensor	25lux/Disable
Operating temperature	-25℃~60℃
IP rating	IP20

MC076S

ON-OFF Function / Needle Antenna

Linear & batten

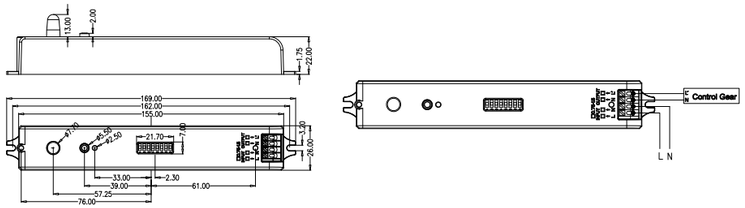

SPECIFICATIONS

Operating voltage	220~240Vac, 50/60Hz
Rated Load	400W(Inductive), 800W (Resistive)
HF system	5.8GHz±75MHz, ISM wave band
Transmitting power	<0.5mW
Power consumption	≤0.5W
Detection Area(Radius)	7m Max.(Mounting height 3m)
Max. Mounting height	4m
Hold time	5s/30s/90s/5min/20min/30min
Daylight sensor	2lux/10lux/30lux/50lux/disable
Operating temperature	-25℃~60℃
IP rating	IP20

ON-OFF Function

ON/OFF function

Normal motion detecting

Daylight threshold

5 Year Guarantee

5 Year Guarantee

Detection Pattern (max / min)

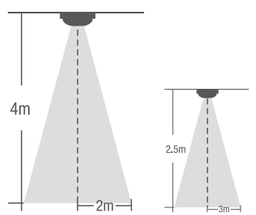

Detection area *

100%	2m	3m
75 %	1m	2m
50 %	0m	1m
25%	0m	0m

*These data were tested by a 165cm height person and his walking speed is 1m/s.

ON-OFF Function

ON/OFF function

Normal motion detecting

Daylight threshold

5 Year Guarantee

5 Year Guarantee

MC060S RC

ON-OFF Function / Remote control

CE Linear & batten

Detection Pattern (max / min)

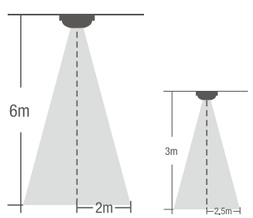

Detection area*

100%	2m	2.5m
75 %	1m	1.5m
50 %	0.5m	1m
25%	0m	0.5m

*These data were tested by a 165cm height person and his walking speed is 1m/s.

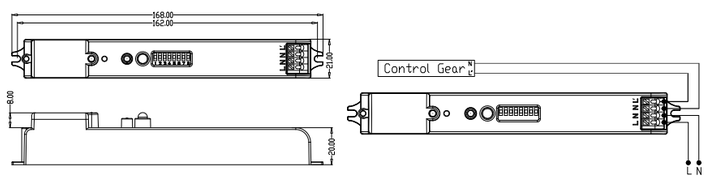

SPECIFICATIONS

Operating voltage	220~240Vac
Rated Load	250W(Inductive), 400W (Resistive)
HF system	5.8GHz±75MHz, ISM wave band
Transmitting power	<0.5mW
Power consumption	≤0.5W(stand-by)
Detection Area(Radius)	4m Max.
Max. Mounting height	6m
Hold time	5s/30s/90s/3min/20min/30min
Daylight sensor	2lux/10lux/25lux/50lux/disable
Operating temperature	-35℃~70℃
IP rating	IP20

MC071S

ON-OFF Function / Minor motion detector

CE LED Panel light

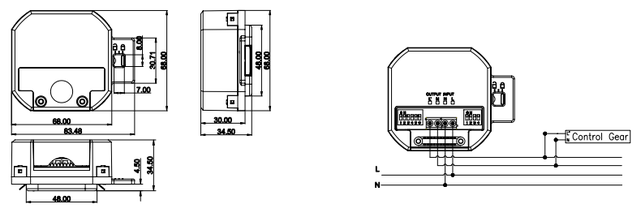

SPECIFICATIONS

Operating voltage	220~240Vac, 50/60Hz
Rated Load	400W(Inductive), 800W (Resistive)
HF system	5.8GHz±75MHz, ISM wave band
Transmitting power	<0.5mW
Power consumption	≤0.5W(stand-by)
Detection Area(Radius)	Normal motion detectiong:4m±1m; Minor motion detectiong:1.5±0.5m
Max. Mounting height	3m(Ceiling mounting)
Hold time	5s/30s/90s/3min/20min/30min
Daylight sensor	25lux/50lux/100lux/250lux/300lux/500lux/disable
Operating temperature	-25℃~55℃
IP rating	IP20

ON-OFF Function

ON/OFF function

Minor motion detecting

Daylight threshold

5 Year Guarantee

5 Year Guarantee

Detection Pattern (max / min)

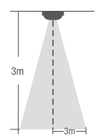

Detection area*

100%	3m
50 %	1m

*These data were tested by a 165cm height person and his walking speed is 1m/s.

ON-OFF Function

ON/OFF function

Normal motion detecting

Daylight threshold

Weather resistant

5 Year Guarantee

5 Year Guarantee

MC055S

ON-OFF Function

IP65 Microwave Sensor For Flood Light



Linear & batten

Flood light

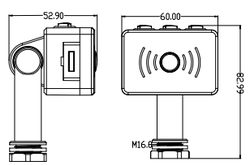

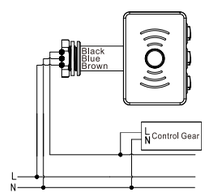

Detection Pattern (max / min)

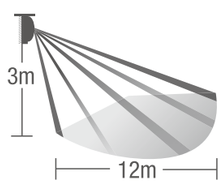

Detection area*

100%	12m
75 %	8m
50 %	4m
25%	3m
10%	2m

*These data were tested by a 165cm height person and his walking speed is 1m/s.

SPECIFICATIONS

Operating voltage	220~240Vac, 50/60Hz
Rated Load	400W(Inductive), 800W (Resistive)
HF system	5.8GHz±75MHz, ISM wave band
Transmitting power	<0.5mW
Power consumption	≤0.5W(stand-by)
Detection Area(Radius)	6m Max.
Max. Mounting height	3m(wall mounting)/6m(ceiling mounting)
Hold time	5s/30s/90s/3min/30min
Daylight sensor	2lux/10lux/25lux/50lux/disable
Operating temperature	-25℃~55℃
IP rating	IP65

ON-OFF Function

ON/OFF function

Normal motion detecting

Daylight threshold

Weather resistant

5 Year Guarantee

5 Year Guarantee

MC042S

ON-OFF Function

IP65 Microwave Sensor for Flood Light

Flood light

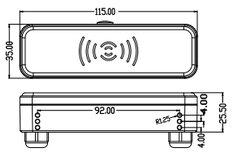

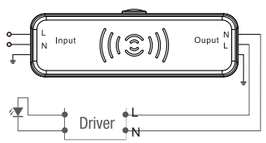

Detection Pattern (max / min)

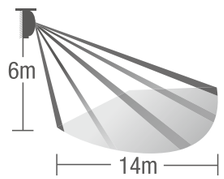

Detection area*

100%	14m
50 %	8m

*These data were tested by a 165cm height person and his walking speed is 1m/s.

SPECIFICATIONS

Operating voltage	220~240Vac, 50/60Hz
Rated Load	Max.load: 200W
HF system	5.8GHz±75MHz, ISM wave band
Transmitting power	<0.5mW
Power consumption	≤0.5W(stand-by)
Detection Area(Radius)	10m(wall mounting);6m(ceiling mounting)
Max. Mounting height	3m(wall mounting);6m(ceiling mounting)
Hold time	5s/90s/3min/20min
Daylight sensor	25lux/Disable
Operating temperature	-25℃~55℃
IP rating	IP65

ON-OFF Function

ON/OFF function

Normal motion detecting

Daylight threshold

5 Year Guarantee

MC075S+MH01

ON-OFF Function/ Upgrade version

MC075S



MH01

High bay & low bay

Detection Pattern (max / min)

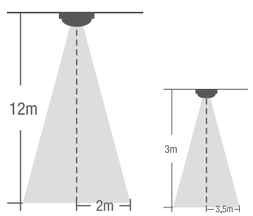

Detection area*

100%	2m	3.5m
75 %	1m	2m
50 %	0.5m	1.5m
10%	0m	0.5m

*These data were tested by a 165cm height person and his walking speed is 1m/s.

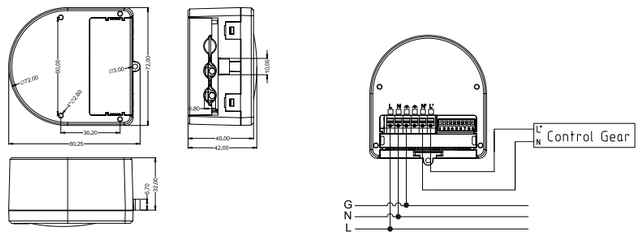

SPECIFICATIONS

Operating voltage	220~240Vac, 50/60Hz
Rated Load	400W(Inductive), 800W (Resistive)
HF system	5.8GHz±75MHz, ISM wave band
Transmitting power	<0.5mW
Power consumption	≤0.5W(stand-by)
Detection Area(Radius)	5m Max.
Max. Mounting height	12m
Hold time	5s/30s/1min/3min/20min/30min
Daylight sensor	5lux/15lux/30lux/50lux/100lux/150lux/disable
Operating temperature	-35℃~55℃
IP rating	IP44

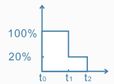

Step dimming

Dimming Function

MC077V RC

Page 23

MC049V

Page 24

MC054V RC

Page 25

MC072V

Page 26

MC052V RF/MW04

Page 27

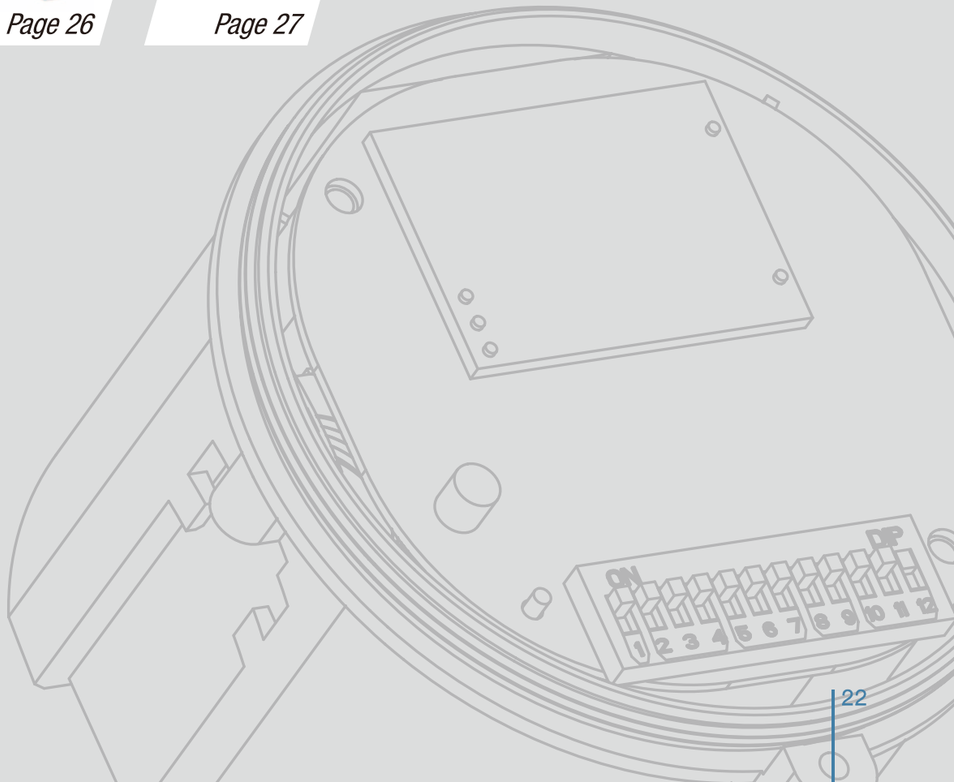

Dimming Function

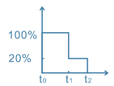

Step dimming

Normal motion detecting

Daylight threshold

5 Year Guarantee

MC077V RC

Dimming Function / Needle Antenna with remote



Linear & batten

Detection Pattern (max / min)

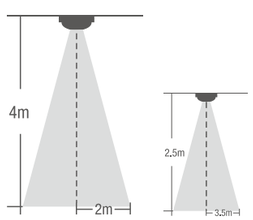

Detection area*

100%	2m	3m
75%	1m	2m
50 %	0m	1m
25%	0m	0m

*These data were tested by a 165cm height person and his walking speed is 1m/s.

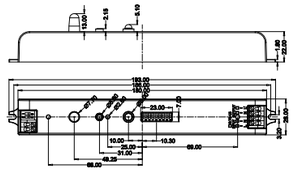

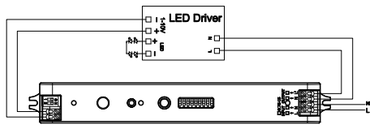

SPECIFICATIONS

Operating voltage	120/277Vac, 50/60Hz
Rated Load	120Vac : 200W(Inductive),400W(Resistive) 277Vac : 400W(Inductive),800W(Resistive)
HF system	5.8GHz±75MHz, ISM wave band
Transmitting power	<0.5mW
Power consumption	≤0.5W
Detection Area(Radius)	7m Max.(3m mounting height)
Max. Mounting height	4m
Hold time	5s/5min/10min/30min remote control: 5s/30s/1min/3min/5min/10min/20min/30min
Stand-by Period	0S/5min/15min/+∞ remote control: 0s/10s/1min/3min/5min/10min/30min/+∞
Stand-by DIM Level	25%(2.2-2.5V)/35%(3.5-4.0V)/50%(5.0-5.5V)
Daylight sensor	5lux/25lux/50lux/100lux/Disable remote control: 5lux/15lux/30lux/50lux/100lux/150lux/disable
Operating temperature	-25℃~60℃
IP rating	IP20

MC049V

Dimming Function / Enhanced detection zone



Linear & batten

High bay & low bay

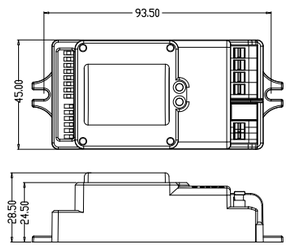

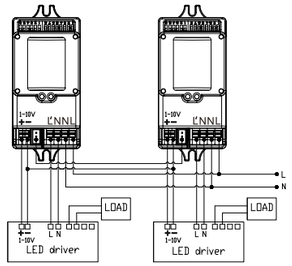

SPECIFICATIONS

Operating voltage	220~240Vac, 50/60Hz
Rated Load	800W(Inductive), 1200W (Resistive)
HF system	5.8GHz±75MHz, ISM wave band
Transmitting power	<0.5mW
Power consumption	≤0.5W(stand-by)
Detection Area(Radius)	8m Max.
Max. Mounting height	12m
Hold time	5s/30s/90s/3min/20min/+∞
Stand-by Period	0s/5s/5min/10min/30min/1h/+∞
Stand-by DIM Level	10%/20%/30%/50%
Daylight sensor	2lux/5lux/10lux/25lux /50lux/100lux/Disable
Operating temperature	-35℃~70℃
IP rating	IP20

Master-satellite control

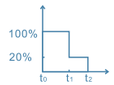

Step dimming

Normal motion detecting

Daylight threshold

5 Year Guarantee

Detection Pattern (max / min)

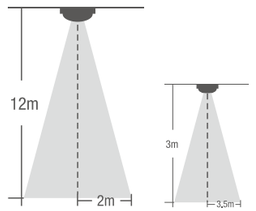

Detection area*

100%	2m	3.5m
75 %	1m	2m
50 %	0.5m	1.5m
10%	0m	0.5m

*These data were tested by a 165cm height person and his walking speed is 1m/s.

Dimming Function

Step dimming

Normal motion detecting

Daylight threshold

5 Year Guarantee

MC054V RC

Dimming Function / Remote control for warehouse

CE IP65

Linear & batten

High bay & low bay

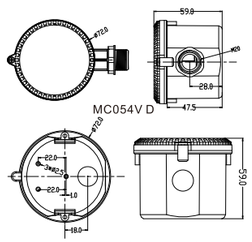

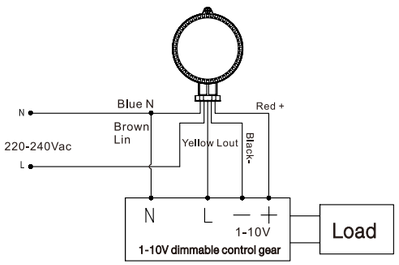

SPECIFICATIONS

Operating voltage	220~240Vac, 50/60Hz
Rated Load	800W(Inductive), 1000W (Resistive)
HF system	5.8GHz±75MHz, ISM wave band
Transmitting power	<0.5mW
Power consumption	<1W(stand-by)
Detection Area(Radius)	8m Max.
Max. Mounting height	15m
Hold time	Sensor:5s/30s/1min/3min/20min/30min Remote control: 5s/30s/1min/3min/5min/10min/20min/30min
Stand-by Period	Sensor:0s/1min/3min/10min/30min/+∞ Remote control: 0s/10s/1min/3min/5min/10min/30min/+∞
Stand-by DIM Level	Sensor:10%/20%/30%/50%
Daylight sensor	5lux/15lux/30lux/50lux/100lux/150lux/Disable
Operating temperature	-35℃~55℃
IP rating	IP65

Detection Pattern (max / min)

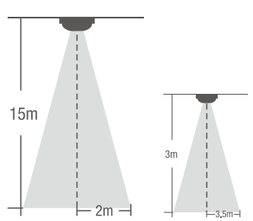

Detection area*

100%	2m	3.5m
50 %	1m	2m

*These data were tested by a 165cm height person and his walking speed is 1m/s.

MC072V

Dimming Function / Slight Motion Detector for Panel Light

CE

LED Panel light

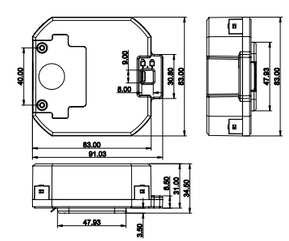

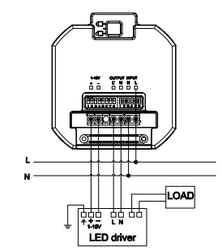

SPECIFICATIONS

Operating voltage	220~240Vac, 50/60Hz
Rated Load	400W(Inductive), 800W (Resistive)
HF system	5.8GHz±75MHz, ISM wave band
Transmitting power	<0.5mW
Power consumption	≤1W
Detection Area(Radius)	normal motion detectiong:4m±1m; minor motion detectiong:1.5±0.5m
Max. Mounting height	3m
Hold time	5S/30S/1min/5min/15min/30min
Stand-by Period	0S/5min/10min/20min/30min/+∞
Stand-by DIM Level	10%/30%
Daylight sensor	25lux/50lux/100lux/250lux/350lux/500lux/Disable
Operating temperature	-25℃~55℃
IP rating	IP20

ON/OFF function

Step dimming

Minor motion detecting

Daylight threshold

Dimming Function

Detection Pattern (max / min)

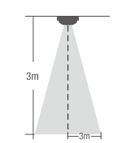

Detection area*

100%	3m
50 %	1m

*These data were tested by a 165cm height person and his walking speed is 1m/s.

Dimming Function

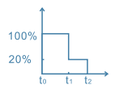

Step dimming

RF wireless networking

Normal motion detecting

Daylight threshold

5 Year Guarantee

5 Year Guarantee

Detection Pattern (max / min)

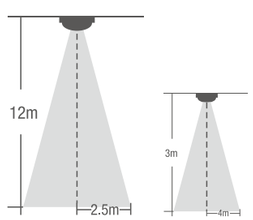

Detection area*

100%	2.5m	4m
75 %	1m	2m
50 %	0.5m	1m
25%	0m	0.5m

*These data were tested by a 165cm height person and his walking speed is 1m/s.

MC052V RF1+MW04

RF Wireless Networking Motion Sensor

- Using the rotary coding switch,easy to create groups.
- Up to 16 different groups can be created.

Master



MC52VRF-1

Satellite

MW04

Linear & batten

High bay & low bay

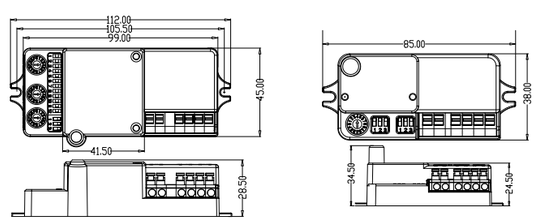

SPECIFICATIONS

	MC052V RF1	MW04
Operating voltage	220~240Vac	220~240Vac
Rated LED Load	400W(Inductive), 800W (Resistive)	400W(Inductive), 800W (Resistive)
HF system	5.8GHz±75MHz, ISM wave band	868MHz
Transmitting power	<0.5mW	
Power consumption	≤1W(stand-by)	≤0.5W(stand-by)
Detection Area(Radius)	8m	N/A
Max. Mounting height	12m	N/A
Hold time	5s/30s/90s/3min/20min/30min/+∞	0s/5s/5min/10min/30min/60min
Stand-by Period	0s/5s/5min/10min/30min/60min/+∞	N/A
Stand-by DIM Level	10%/20%/30%/50%	10%/20%/30%/50%
Daylight sensor	5lux/15lux/30lux/50lux/100lux/150lux/Disable	N/A
Operating temperature	-35℃~70℃	-35℃~70℃
IP rating	IP20	IP20

Dimming Function

Master-satellite control



1 When no motion is detected, all lamps will switch off.

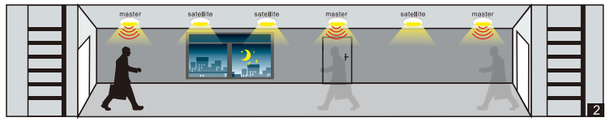

2 With insufficient ambient light, if motion is detected in any direction by any master, all lamps will switch on at the same time.

3 After hold time, all lamps dim to a low light level if no new motion trigger.

4 After stand-by period, all lamps will switch off if no movement is detected in the detection zone by any master.

RF grouping (up to 16 different groups possible)

MC052V RF1 has one TX channel and MW04 has one RX channel . The TX channel is used for transmitting RF signal and the RX channel is used for receiving RF signal. Use a small screwdriver to rotate the rotary switches and keep them pointed to the same channel, groups will be created automatically.

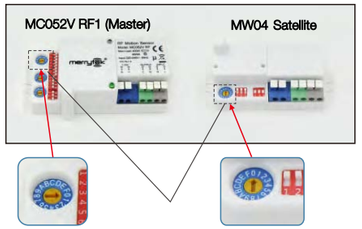

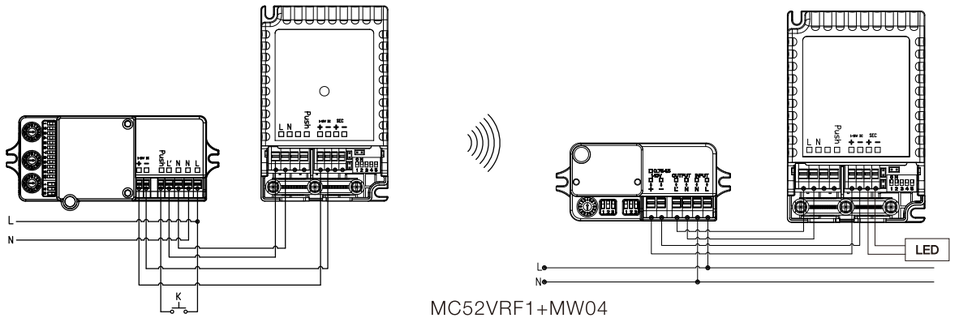

MC52VRF1+MW04

DC Operation

MC080D/MC080D 1

Page 31

MC002D 6

Page 32

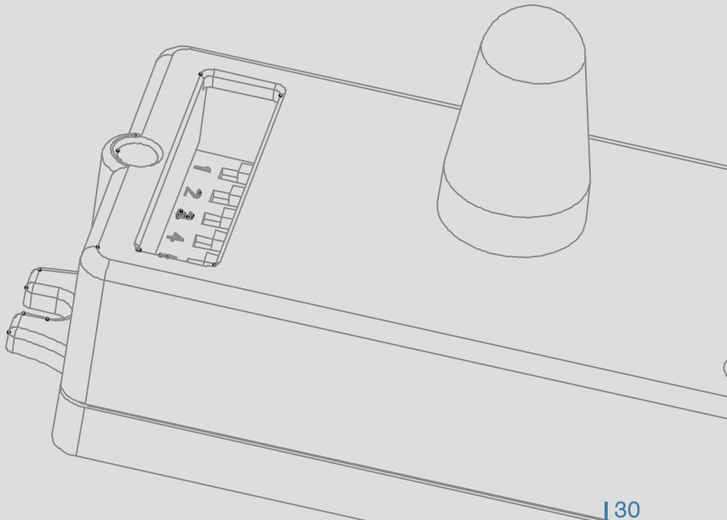

ON/OFF function

Step dimming

Normal motion detecting

Daylight threshold

5 Year Guarantee
5 Year Guarantee

DC Operation

MC080D/MC080D 1

DC operate with Needle Antenna

MC080D

MC080D 1

Wall light

Linear & batten

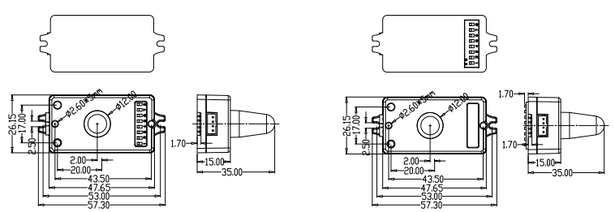

Detection Pattern (max / min)

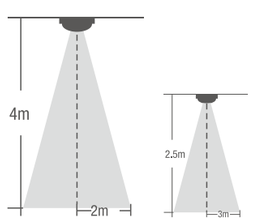

Detection area*

100%	2m	3m
75 %	1m	2m
50 %	0m	1m
25%	0m	0m

*These data were tested by a 165cm height person and his walking speed is 1m/s.

SPECIFICATIONS

	MC080D	MC080D 1
Operating voltage	12Vdc±0.6Vdc	12Vdc±0.6Vdc
Rated Load	N/A	N/A
HF system	5.8GHz±75MHz, ISM wave band	5.8GHz±75MHz, ISM wave band
Transmitting power	<0.5mW	<0.5mW
Power consumption	≤0.5W	≤0.5W
Detection Area(Radius)	7m Max.(3m ceiling mounting)	7m Max.(3m ceiling mounting)
Max. Mounting height	4m	4m
Hold time	5s/90s/3min/10min	5s/90s/3min/10min
Stand-by Period	0s/30s/10min/+∞	0s/30s/10min/+∞
Stand-by DIM Level	20%	20%
Daylight sensor	5lux/15lux/50lux/disable	5lux/15lux/50lux/disable
Operating temperature	-25℃~60℃	-25℃~60℃
IP rating	IP20	IP20

MC002D 6

DC sensor Module

Wall light

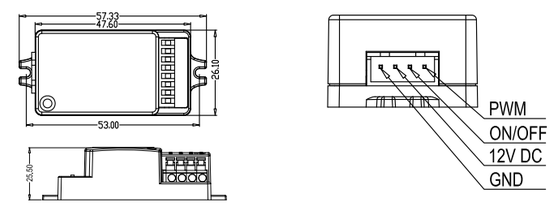

SPECIFICATIONS

Operating voltage	12VDC+/-2V
HF system	5.8GHz±75MHz, ISM wave band
Transmitting power	<0.5mW
Power consumption	≤0.5W(stand-by)
Detection Area(Radius)	4m Max.
Max. Mounting height	6m
Hold time	5s/90s/3min/10min
Stand-by Period	0s/30s/10min/+∞
Stand-by DIM Level	20%
Daylight sensor	5lux/15lux/50lux/disable
Operating temperature	-25℃~60℃
IP rating	IP20

Step dimming

ON/OFF function

Normal motion detecting

Daylight threshold

5 Year Guarantee
5 Year Guarantee

DC Operation

Detection Pattern (typical)

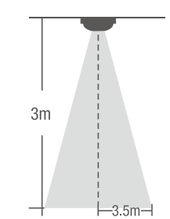

Detection area*

100%	3.5m
75 %	2.5m
50 %	1.5m
10%	1m

*These data were tested by a 165cm height person and his walking speed is 1m/s.

Stand-alone Sensor

MC040S

Page 34

MC034S

Page 35

MSA010

Page 36

MSA012

Page 37

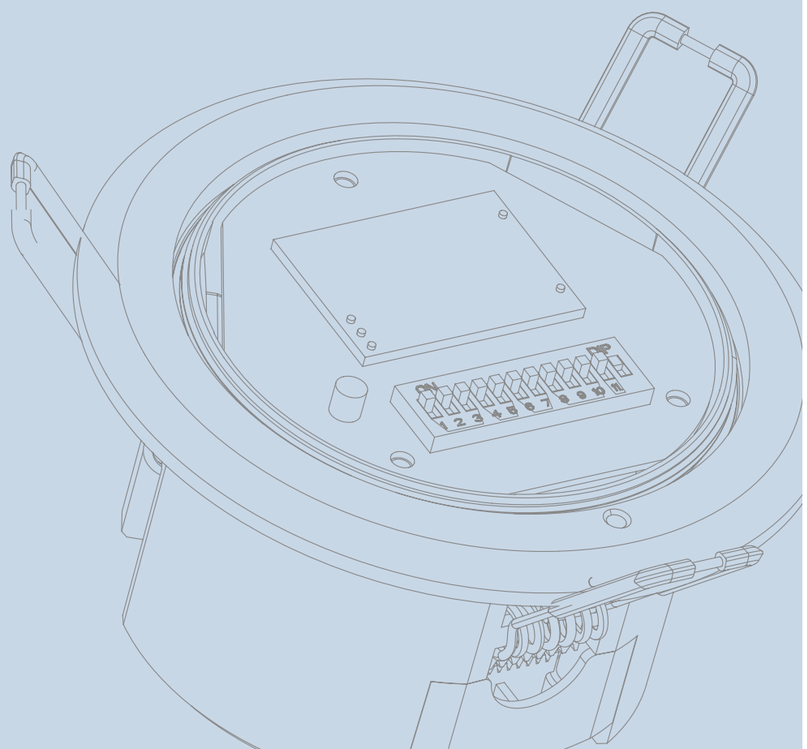

merrytek®

MC040S

ON-OFF Function / Flush Mounted Version

CE LED Panel light Down light

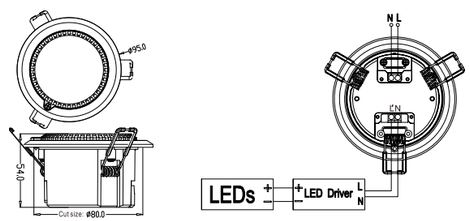

SPECIFICATIONS

Operating voltage	220~240Vac
Rated Load	400W(Inductive), 800W (Resistive)
HF system	5.8GHz±75MHz, ISM wave band
Transmitting power	<0.5mW
Power consumption	≤0.5W(stand-by)
Detection Area(Radius)	4m Max.
Max. Mounting height	6m
Hold time	5s/30s/90s/3min/20min/30min
Stand-by Period	N/A
Stand-by DIM Level	N/A
Daylight sensor	5lux/15lux/30lux/50lux/100lux/150lux/Disable
Operating temperature	-25℃~55℃
IP rating	IP20

ON/OFF function

Normal motion detecting

Daylight threshold

5 Year Guarantee

5 Year Guarantee

Detection Pattern (max / min)

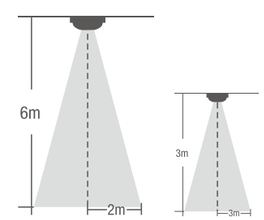

Detection area*

100%	2m	3m
75 %	1m	2m
50 %	0.5m	1m
25%	0m	0.5m

*These data were tested by a 165cm height person and his walking speed is 1m/s.

ON/OFF function

Minor motion detecting

Daylight threshold

5 Year Guarantee
5 Year Guarantee

Stand-alone Sensor

MC034S

Dual-output Occupancy Sensor

CE LED Panel light Down light

Detection Pattern (max / min)

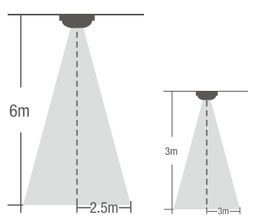

Detection area*

100%	2.5m	3m
75 %	2m	2.5m
50 %	1m	2m
25%	0.5m	1m

*These data were tested by a 165cm height person and his walking speed is 1m/s.

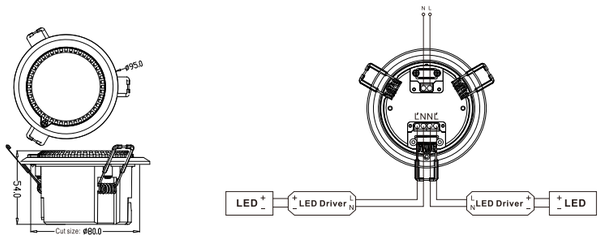

SPECIFICATIONS

Operating voltage	220~240Vac
Rated Load	200W(Inductive), 400W (Resistive)
HF system	5.8GHz±75MHz, ISM wave band
Transmitting power	<0.5mW
Power consumption	≤1W(stand-by)
Detection Area(Radius)	4m Max.
Max. Mounting height	6m
Hold time	Ch1:5s/90s/3min/10min Ch2:5s/5min/10min/20min
Stand-by Period	N/A
Stand-by DIM Level	N/A
Daylight sensor	5lux/15lux/50lux/disable
Operating temperature	-25℃~55℃
IP rating	IP20

MSA010

Minor motion with Remote / On-Off

MH10

CE LED Panel light Down light

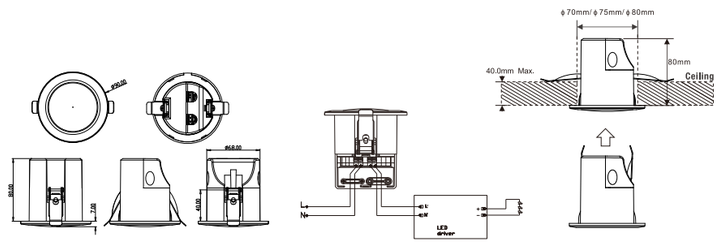

SPECIFICATIONS

	MSA010
Operating voltage	120/277Vac, 50/60Hz
Rated Load	400W(Inductive), 800W (Resistive)@120V AC 800W(Inductive), 1000W (Resistive)@277V AC
HF system	5.8GHz±75MHz, ISM wave band
Transmitting power	<0.5mW
Power consumption	≤1W
Detection Area(Radius)	Normal motion detectiong:4m±1m; Minor motion detectiong:1.5±0.5m
Max. Mounting height	3m(Ceiling mounting)
Hold time	5s/30s/1min/3min/20min/30min
Stand-by Period	N/A
Stand-by DIM Level	N/A
Daylight sensor	5lux/15lux/30lux/50lux/100lux/150lux/disable
Operating temperature	-25℃~55℃
IP rating	IP54

ON/OFF function

Minor motion detecting

Daylight threshold

5 Year Guarantee
5 Year Guarantee

Stand-alone Sensor

Detection Pattern (max / min)

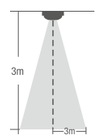

Detection area*

100%	3m
50 %	1m

*These data were tested by a 165cm height person and his walking speed is 1m/s.

Stand-alone Sensor

ON/OFF function

Step dimming

Normal motion detecting

Daylight threshold

5 Year Guarantee

5 Year Guarantee

MSA012

ON-OFF Function / 0-10v dimming

MH10

CE

LED Panel light

Down light

Detection Pattern (max / min)

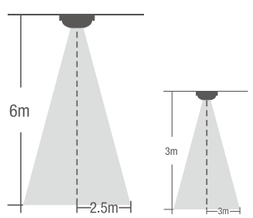

Detection area*

100%	2.5m	3m
75 %	2m	2.5m
50 %	1m	2m
25%	0.5m	1m

*These data were tested by a 165cm height person and his walking speed is 1m/s.

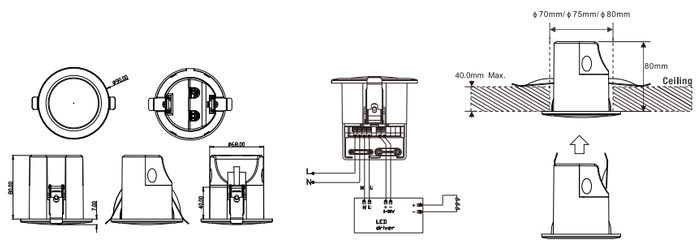

SPECIFICATIONS

Operating voltage	120/277Vac, 50/60Hz
Rated Load	400W(Inductive), 800W (Resistive)@120V AC 800W(Inductive), 1000W (Resistive)@277V AC
HF system	5.8GHz±75MHz, ISM wave band
Transmitting power	<0.5mW
Power consumption	≤1W
Detection Area(Radius)	6m Max.(3m ceiling mounting)
Max. Mounting height	6m
Hold time	5s/30s/1min/3min/20min/30min
Stand-by Period	0s/1min/3min/10min/30min/Disable
Stand-by DIM Level	10%/20%/30%/50%
Daylight sensor	5lux/15lux/30lux/50lux/100lux/150lux/Disable
Operating temperature	-25℃~55℃
IP rating	IP54

Step dimming

Sensor DIM LED Driver

MLC16C-PE
MLC18C-P3
MLC28C-P

Page 39

MLC18C-N/MLC28C-N

Page 40

MLC18C-DP/MLC28C-DP

Page 41

MLC20C-P2

Page 42

MLC40C-P4/
MLC40C-P5

Page 43

MLC65C-P3
MLC65C-P4
MLC65C-P5

Page 44

MLC18C-PRF2

Page 45

MLC40C-M

Page 47

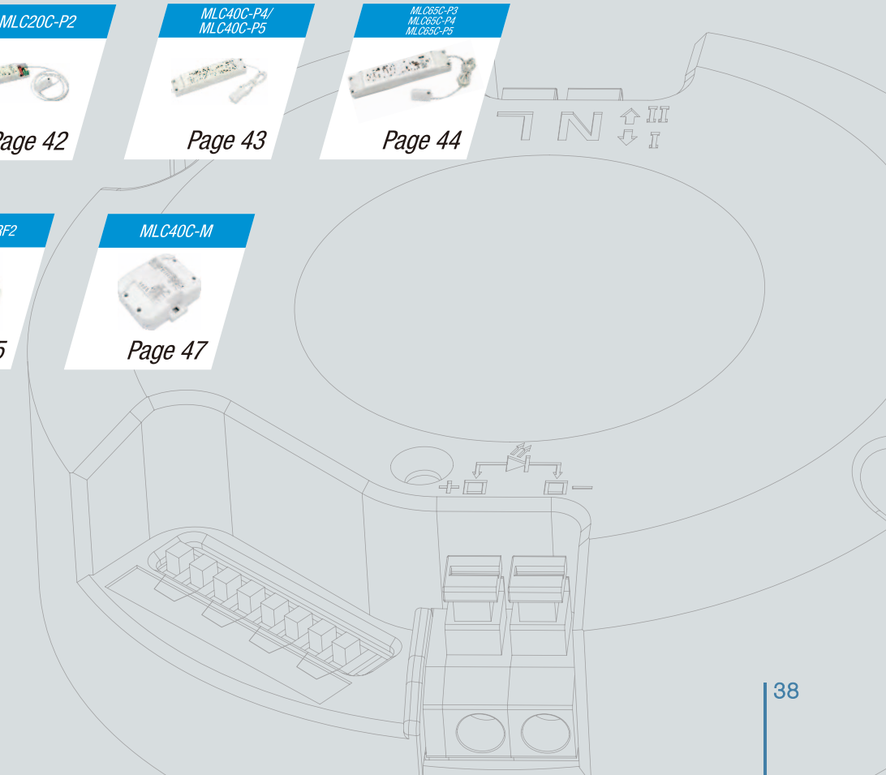

Step dimming

ON/OFF function

Normal motion detecting

Daylight threshold

5 Year Guarantee

5 Year Guarantee

Sensor DIM LED Driver

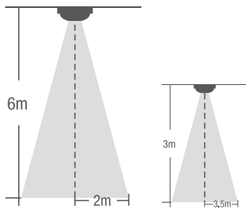

Detection area*

100%	2m	3.5m
50 %	0.5m	1.5m

*These data were tested by a 165cm height person and his walking speed is 1m/s.

MLC16C-PE/MLC18C-P3/MLC28C-PE

ON-OFF/ 3-step Dimming Function

Standard Version

SAA

Wall light

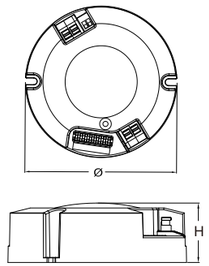

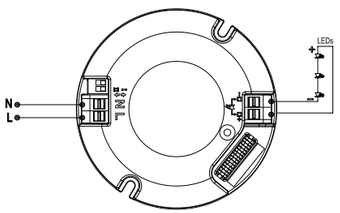

SPECIFICATIONS

	MLC16C-PE	MLC18C-P3	MLC28C-PE
Input Voltage	220~240Vac	220~240Vac	220~240Vac
Output	28-52V/300mA	28-52V/350mA	22~40V;450mA/550mA/600mA/700mA
HF system	5.8GHz±75MHz, ISM wave band	5.8GHz±75MHz, ISM wave band	5.8GHz±75MHz, ISM wave band
Transmitting power	<0.5mW	<0.5mW	<0.5mW
Power consumption	≤0.5W(stand-by)	≤0.5W(stand-by)	≤0.5W(stand-by)
Detection Area(Radius)	4m	4m	4m
Max. Mounting height	6m	6m	6m
Daylight sensor	5lux/15lux/50lux/disable	5lux/15lux/50lux/disable	5lux/15lux/50lux/disable
Hold time	5s/90s/3min/10min	5s/90s/3min/10min	5s/90s/3min/10min
Stand-by Period	0s/30s/10min/+∞	0s/30s/10min/+∞	0s/30s/10min/+∞
Stand-by DIM Level	10%/25%	10%/25%	10%/25%
Operating temperature	-25℃~50℃	-25℃~50℃	-25℃~45℃
IP rating	IP20	IP20	IP20
Dimension(Φ×H)	68x28.5mm	68x28.5mm	82x28.5mm

MLC18C-N/MLC28C-N

ON-OFF/ Upgraded Version

MLC18C-N

MLC28C-N

CE

Wall light

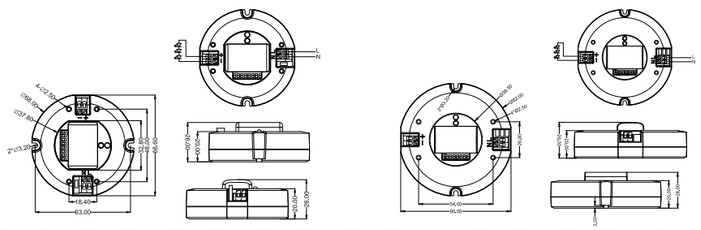

SPECIFICATIONS

	MLC18C-N	MLC28C-N
Input Voltage	220~240Vac, 50/60Hz	220~240Vac, 50/60Hz
Output	24~53Vdc; 300mA/350mA	22~42Vdc; 350mA/550mA/600mA/700mA
HF system	5.8GHz±75MHz, ISM wave band	5.8GHz±75MHz, ISM wave band
Transmitting power	<0.5mW	<0.5mW
Power consumption	≤1.0W	≤1.0W
Detection Area(Radius)	5m Max.	5m Max.
Max. Mounting height	6m	6m
Daylight sensor	5lux/25lux/50lux/disable	5lux/25lux/50lux/disable
Hold time	5s/1min/5min/10min	5s/1min/5min/10min
Stand-by Period	0s/1min/10min/ +∞	0s/1min/10min/ +∞
Stand-by DIM Level	10%/25%	10%/25%
Operating temperature	-25℃~50℃	-25℃~50℃
IP rating	IP20	IP20

Step dimming

ON/OFF function

Normal motion detecting

Daylight threshold

Sensor DIM LED Driver

Detection Pattern (max / min)

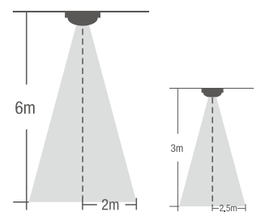

Detection area*

100%	2m	2.5m
50 %	1m	1.5m

*These data were tested by a 165cm height person and his walking speed is 1m/s.

Step dimming

ON/OFF function

Normal motion detecting

Daylight threshold

Sensor DIM LED Driver

MLC18C-DP/MLC28C-DP

ON-OFF/ Night/Light Function

MLC18C-DP MLC28C-DP

Wall light

Detection Pattern (max / min)

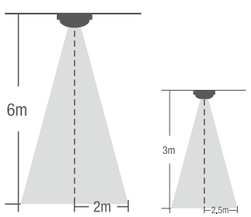

Detection area*

100%	2m	2.5m
50 %	1m	1.5m

*These data were tested by a 165cm height person and his walking speed is 1m/s.

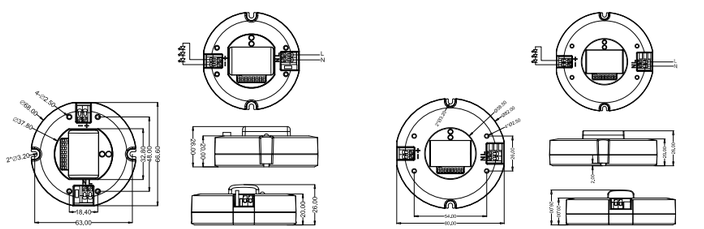

SPECIFICATIONS

	MLC18C-DP	MLC28C-DP
Input Voltage	220~240Vac, 50/60Hz	220~240Vac, 50/60Hz
Output	24~53Vdc; 300mA/350mA	22~42Vdc; 350mA/550mA/600mA/700mA
HF system	5.8GHz±75MHz, ISM wave band	5.8GHz±75MHz, ISM wave band
Transmitting power	<0.5mW	<0.5mW
Power consumption	≤1.0W	≤1.0W
Detection Area(Radius)	5m Max.	5m Max.
Max. Mounting height	6m	6m
Daylight sensor	Open:5lux/25lux/50lux/disable Close:25lux/75lux/150lux/disable	Open:5lux/25lux/50lux/disable Close:25lux/75lux/150lux/disable
Hold time	5s/1min/5min/10min	5s/1min/5min/10min
Stand-by Period	0s/ +∞	0s/+∞
Stand-by DIM Level	10%/25%	10%/25%
Operating temperature	-25℃~50℃	-25℃~50℃
IP rating	IP20	IP20

MLC20C-P2

ON-OFF/ 3-step Dimming Function

For LED Ceiling and Tri-proof Light

Wall light

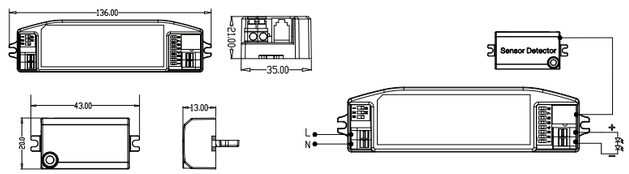

SPECIFICATIONS

Input Voltage	220~240Vac
Output	28-42Vdc;300mA/320mA/350mA/380mA/400mA/450mA
HF system	5.8GHz±75MHz, ISM wave band
Transmitting power	<0.5mW
Power consumption	≤0.5W(stand-by)
Detection Area(Radius)	6m Max.
Max. Mounting height	8m
Daylight sensor	5lux/15lux/30lux/disable
Hold time	5s/90s/3min/10min
Stand-by Period	0s/30s/10min/+∞
Stand-by DIM Level	10%/25%
Operating temperature	-25℃~50℃
IP rating	IP20

Step dimming

ON/OFF function

Normal motion detecting

Daylight threshold

5 Year Guarantee

Sensor DIM LED Driver

Detection Pattern (max / min)

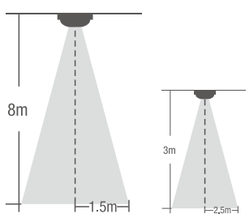

Detection area*

100%	1.5m	2.5m
50 %	0.5m	1m

*These data were tested by a 165cm height person and his walking speed is 1m/s.

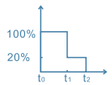

Step dimming

ON/OFF function

Normal motion detecting

Daylight threshold

5 Year Guarantee

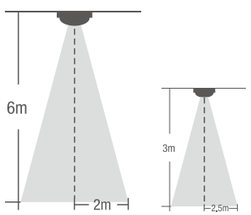

Detection area*

100%	2m	2.5m
75 %	1m	1.5m
50 %	0.5m	1m
10%	0m	0.5m

*These data were tested by a 165cm height person and his walking speed is 1m/s.

MLC40C-P4/MLC40C-P5

ON-OFF/ 3-step Dimming Function

For Tri-proof Light

MLC40C-P4

MLC40C-P5

CE

Linear & batten

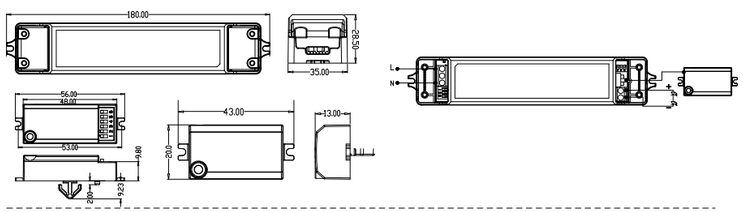

SPECIFICATIONS

	MLC40C-P4	MLC40C-P5
Input Voltage	220~240Vac	220~240Vac
Output	950mA 30-42V dc	30-50V dc;400mA/500mA/600mA/700mA
HF system	5.8GHz±75MHz, ISM wave band	5.8GHz±75MHz, ISM wave band
Transmitting power	<0.5mW	<0.5mW
Power consumption	≤1W(stand-by)	≤1W(stand-by)
Detection Area(Radius)	6m Max.	6m Max.
Max. Mounting height	8m	8m
Daylight sensor	5lux/15lux/30lux/disable	10lux/30lux/50lux/100lux/Disable
Hold time	5s/90s/3min/10min	5s/90s/5min/25min
Stand-by Period	0s/30s/10min/+∞	1min/5min/25min/+∞
Stand-by DIM Level	10%/25%	0%/10%/25%/50%
Operating temperature	-25℃~50℃	-20℃~50℃
IP rating	IP20	IP20

MLC65C-P3/MLC65C-P4/MLC65C-P5

ON-OFF/ 3-step Dimming Function

For Tri-proof Light

MLC65C-P3 MLC65C-P5

MLC65C-P4

CE

Linear & batten

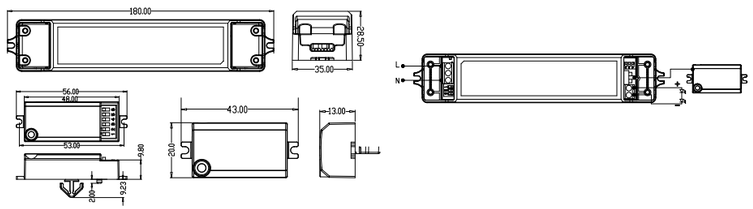

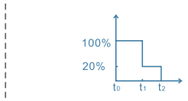

Step dimming

ON/OFF function

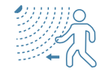

Normal motion detecting

Daylight threshold

5 Year Guarantee

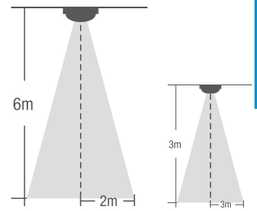

Detection area*

100%	2m	3m
75 %	1m	2m
50 %	0.5m	1.5m
25%	0m	0.5m

*These data were tested by a 165cm height person and his walking speed is 1m/s.

SPECIFICATIONS

	MLC65C-P3	MLC65C-P4	MLC65C-P5
Input Voltage	220~240Vac	220~240Vac	220~240Vac
Output	1500mA, 30-42V	35-55Vdc, 600mA/925mA/1050mA/1200mA	1400mA, 30-42V
HF system	5.8GHz±75MHz, ISM wave band	5.8GHz±75MHz, ISM wave band	5.8GHz±75MHz, ISM wave band
Transmitting power	<0.5mW	<0.5mW	<0.5mW
Power consumption	≤1W(stand-by)	≤1W(stand-by)	≤1W(stand-by)
Detection Area(Radius)	6m Max.	6m Max.	6m Max.
Max. Mounting height	6m	6m	6m
Daylight sensor	5lux/15lux/ 30lux/Disable	10lux/30lux/50lux/100lux/Disable	5lux/15lux/ 30lux/Disable
Hold time	5s/90s/3min/10min	5s/90s/5min/25min	5s/90s/3min/10min
Stand-by Period	0s/30s/10min/+∞	1min/5min/25min/ +∞	0s/30s/10min/+∞
Stand-by DIM Level	10%/25%	0%/10%/25%/50%	10%/25%
Operating temperature	-25℃~50℃	-25℃~50℃	-25℃~50℃
IP rating	IP20	IP20	IP20

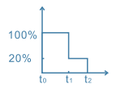

Step dimming

ON/OFF function

SYNC

Master-satellite control

Normal motion detecting

Daylight threshold

5 Year Guarantee

5 Year Guarantee

Sensor DIM LED Driver

Detection Pattern (max / min)

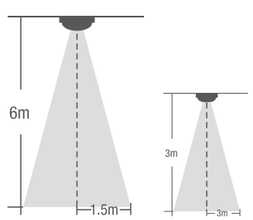

Detection area*

100%	1.5m	3m
75 %	1m	2.5m
50 %	0.5m	1.0m
25%	0m	0.5m

*These data were tested by a 165cm height person and his walking speed is 1m/s.

MLC18C-PRF2

RF wireless Networking

Wall light

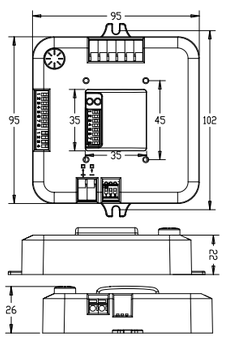



SPECIFICATIONS

Input Voltage	220~240Vac
Output	300mA(16~61.2V);350mA(16~54.4V); 450mA(16~40.8V);600mA(16~27.2V);700mA(16~27.2V)
HF system	5.8GHz±75MHz, ISM wave band
Transmitting power	<0.5mW
Power consumption	≤0.5W(stand-by)
Detection Area(Radius)	6m
Max. Mounting height	6m
Daylight sensor	2lux/10lux/35lux/50lux/100lux/disable
Daylight priority	Open:2lux/10lux/35lux/50lux/100lux/disable Close:30lux/50lux/100lux/150lux/250lux/disable
Hold time	5s/30s/90s/3min/20min/30min
Stand-by Period	0s/5min/10min/30min/1h/+∞
Stand-by DIM Level	10%/20%/30%/50%
Operating temperature	-25℃~50℃
IP rating	IP20

Master-satellite Control

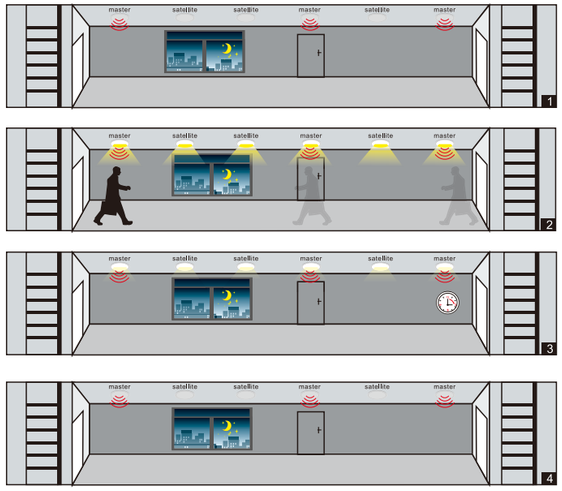

1. When no motion is detected, all lamps will switch off.
2. With insufficient ambient light, if any motion is detected in any direction, all lamps will switch on at the same time.
3. After hold time, all lamps will dim to a low light level if no new motion trigger.
4. After stand-by period, all lamps will switch off if no movement is detected in the detection zone.

Night/Light Function



The lamp turns on to a low light level at night.

When motion is detected, the lamp automatically lights up to 100%.

After hold time, the lamp gradually dims to a low light level if no movement is detected.

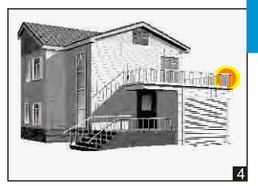

The lamp turns off after dawn.

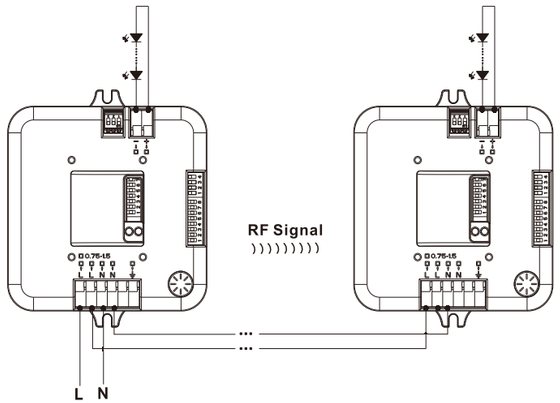

MLC18C-PRF

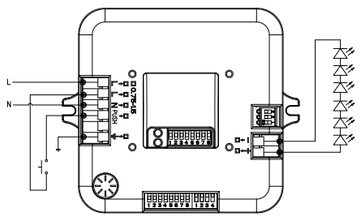

MLC18C-PRF2

Sensor DIM LED Driver

Minor motion detecting

Daylight harvesting

Daylight threshold

Step dimming

ON/OFF function

5 Year Guarantee

Sensor DIM LED Driver

MLC40C-M
Slight motion detector

Flicker-free

CE

LED Panel light

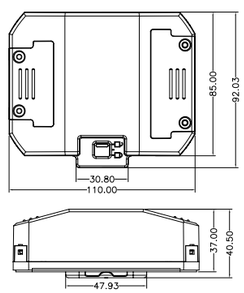

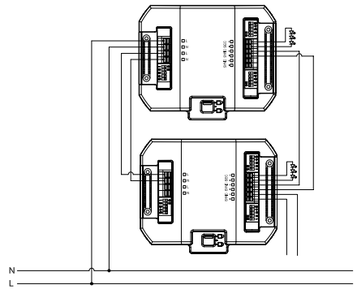

Detection Pattern (max / min)

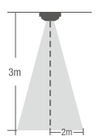

Detection area*

100%	2m
50 %	1m

*These data were tested by a 165cm height person and his walking speed is 1m/s.

SPECIFICATIONS

Input Voltage	220~240Vac
Output	30-42Vdc;700mA/750mA/800mA/850mA/900mA/950mA/1000mA/1050mA
HF system	5.8GHz±75MHz, ISM wave band
Transmitting power	<0.5mW
Power consumption	≤1W(stand-by)
Detection Area(Radius)	Normal motion detectiong:4m±1m; Minor motion detectiong:1.5±0.5m
Max. Mounting height	4m
Daylight sensor	50lux/150lux/300lux /Disable
Hold time	5s/5min/15min/+∞
Stand-by Period	0s/10min/30min/+∞
Stand-by DIM Level	10%/35%
Operating temperature	-25℃~45℃
IP rating	IP20

c UL us LISTED

North American Products

MC602S

Page 49

MC603S

Page 50

MC601V

Page 51

MC083V

Page 52

MC605V/D

Page 53

MC612V D RC

Page 54

MC613V D RC

Page 55

MC054V RC

Page 56

MC609V RC

Page 57

MC610V RC

Page 58

MC620V W+MW07

Page 59

MC623V D RC +MC079D RC

Page 60

North American Products

ON/OFF function

Normal motion detecting

Daylight threshold

5 Year Guarantee

5 Year Guarantee

MC602S

ON-OFF Function / Enhanced Detection Zone

Linear & batten Wall light High bay & low bay

Detection Pattern (max / min)

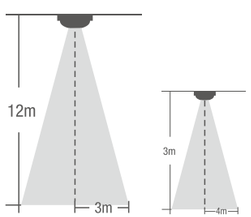

Detection area*

100%	3m	4m
75 %	2m	2.5m
50 %	1m	2m
25%	0.5m	1m

*These data were tested by a 165cm height person and his walking speed is 1m/s.

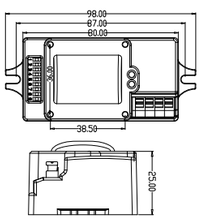

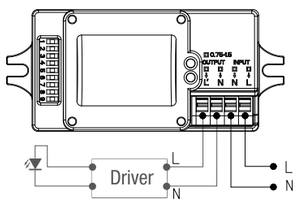

SPECIFICATIONS

Operating voltage	120/277Vac
Rated Load	200W@120Vac 400W@277Vac (ballast) 400W@120Vac 800W@277Vac(resistive)
HF system	5.8GHz±75MHz, ISM wave band
Transmitting power	<0.5mW
Power consumption	≤0.5W(stand-by)
Detection Area(Radius)	8m Max.
Max. Mounting height	12m
Hold time	5s/30s/90s/3min/20min/30min
Stand-by Period	N/A
Stand-by DIM Level	N/A
Daylight sensor	5lux/15lux/30lux/50lux/100lux/Disable
Operating temperature	-35℃~70℃
IP rating	IP20

MC603S

ON-OFF Function / Standard Version

Wall light

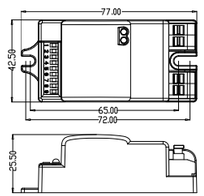

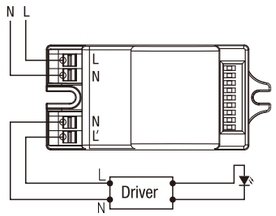

SPECIFICATIONS

Operating voltage	120/277Vac
Rated Load	200W@120Vac 400W@277Vac (ballast) 400W@120Vac 800W@277Vac(resistive)
HF system	5.8GHz±75MHz, ISM wave band
Transmitting power	<0.5mW
Power consumption	≤0.5W(stand-by)
Detection Area(Radius)	6m Max.
Max. Mounting height	6m
Hold time	5s/30s/90s/3min/20min/30min
Stand-by Period	N/A
Stand-by DIM Level	N/A
Daylight sensor	2lux/10lux/25lux/50lux/ disable
Operating temperature	-25℃~60℃
IP rating	IP20

North American Products

ON/OFF function

Normal motion detecting

Daylight threshold

5 Year Guarantee

5 Year Guarantee

Detection Pattern (max / min)

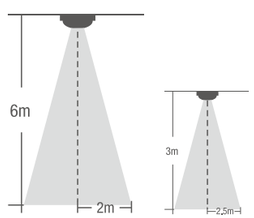

Detection area*

100%	2m	2.5m
75 %	1m	1.5m
50 %	0.5m	1m
10%	0m	0.5m

*These data were tested by a 165cm height person and his walking speed is 1m/s.

North American Products

Step dimming

SYNC
Master-satellite control

Normal motion detecting

Daylight threshold

5 Year Guarantee
5 Year Guarantee

Detection Pattern (max / min)

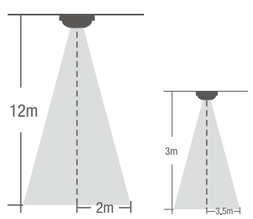

Detection area*

100%	2m	3.5m
75 %	1m	2m
50 %	0.5m	1.5m
10%	0m	0.5m

*These data were tested by a 165cm height person and his walking speed is 1m/s.

MC601V

North American Version / 1-10vdimming

Linear & batten

High bay & low bay

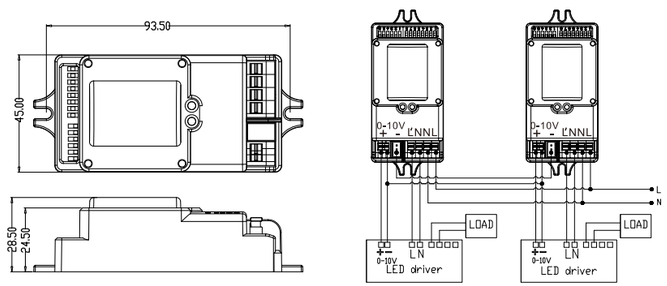

SPECIFICATIONS

Operating voltage	120/277Vac
Rated Load	400W@120Vac(Ballast) ,1000W@277Vac(Ballast) 800W@120Vac(Resistive),1000W@277Vac(Resistive)
HF system	5.8GHz±75MHz, ISM wave band
Transmitting power	<0.5mW
Power consumption	≤0.5W(stand-by)
Detection Area(Radius)	8m Max.
Max. Mounting height	12m
Hold time	5s/30s/90s/3min/20min/+∞
Stand-by Period	0s/5s/5min/10min/30min/1h/disable
Stand-by DIM Level	10%/20%/30%/50%
Daylight sensor	2lux/5lux/10lux/25lux/50lux/100lux/disable
Operating temperature	-35℃~70℃
IP rating	IP20

North American Products

Step dimming

SYNC
Master-satellite control

Normal motion detecting

Daylight threshold

5 Year Guarantee
5 Year Guarantee

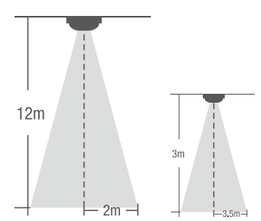

Detection area*

100%	2m	3.5m
75 %	1m	2m
50 %	0.5m	1.5m
10%	0m	0.5m

*These data were tested by a 165cm height person and his walking speed is 1m/s.

MC083V

North American Version / ON/OFF/1-10vdimming

Wall light

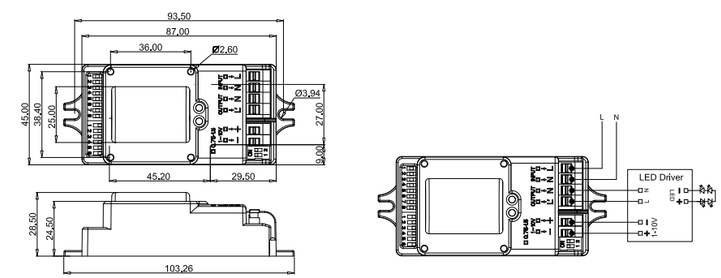

SPECIFICATIONS

Operating voltage	120/277Vac,50/60Hz
Rated Load	400W@120Vac(Ballast) ,800W@220-277Vac(Ballast) 800W@120Vac(Resistive),1200W@220-277Vac(Resistive)
HF system	5.8GHz±75MHz, ISM wave band
Transmitting power	<0.5mW Max
Power consumption	≤0.5W(stand-by)
Detection Area(Radius)	6m Max.(8m mounting height)
Max. Mounting height	12m
Hold time	5S/30S/90S/3min/20min/30min
Stand-by Period	0S/5S/5min/10min/30min/1h/+∞
Stand-by DIM Level	25%(2.2-2.5V)/50%(4.5-5.0V)
Daylight sensor	2lux/5lux/10lux/25lux/50lux/100lux/disable
Operating temperature	-35℃~70℃
IP rating	IP20

North American Products

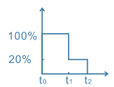

Step dimming

Normal motion detecting

Daylight threshold

5 Year Guarantee
5 Year Guarantee

MC605V/D

Dimming Function

Detachable version

c UL us LISTED

Linear & batten

Detection Pattern (max / min)

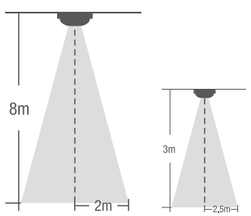

Detection area*

100%	2m	2.5m
75 %	1m	1.5m
50 %	0.5m	1m
25%	0m	0.5m

*These data were tested by a 165cm height person and his walking speed is 1m/s.

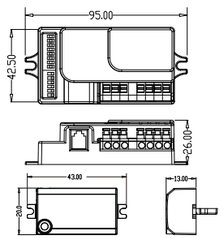

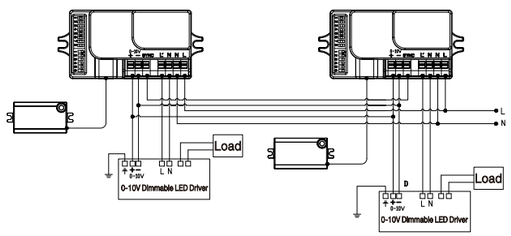

SPECIFICATIONS

Operating voltage	120/277Vac
Rated Load	120Vac: 4A Electronic/magnetic ballast 277Vac: 3A Electronic/magnetic ballast
HF system	5.8GHz±75MHz, ISM wave band
Transmitting power	<0.5mW
Power consumption	≤0.5W(stand-by)
Detection Area(Radius)	4m Max.
Max. Mounting height	8m
Hold time	5s/30s/90s/3min/20min/+∞
Stand-by Period	0s/5s/5min/10min/30min/1h/∞
Stand-by DIM Level	10%/20%/30%/50%
Daylight sensor	5lux/15lux/30lux/50lux/100lux/150lux/Disable
Operating temperature	-35℃~70℃
IP rating	IP20

MC612VD RC

North American Version /

Detachable version with Remote

c UL us LISTED


Linear & batten

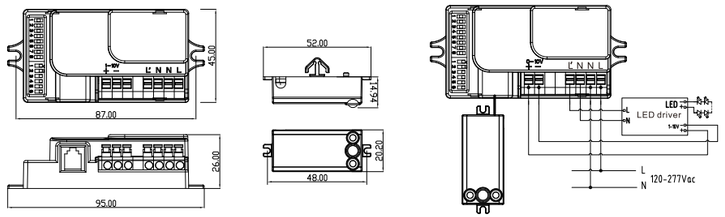

SPECIFICATIONS

Operating voltage	120/277Vac
Rated Load	120Vac 50/60Hz 3.6A Electronic/magnetic ballast; 277Vac 50/60Hz 3.4A Electronic/magnetic ballast
HF system	5.8GHz±75MHz, ISM wave band
Transmitting power	<0.5mW
Power consumption	≤0.5W(stand-by)
Detection Area(Radius)	4m Max.
Max. Mounting height	8m
Hold time	Sensor: 5s/30s/1min/5min/10min/15min/30min Remote control: 5s/30s/1min/10min/15min/30min
Stand-by Period	Sensor: 0s/1min/3min/5min/10min/30min/+∞ Remote control:0s/1min/3min/5min/10min/30min/+∞
Stand-by DIM Level	10%/20%/30%/50%
Daylight sensor	5lux/15lux/30lux/50lux/100lux/150lux/Disable
Operating temperature	-35℃~70℃
IP rating	IP20

North American Products

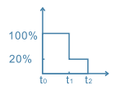

Step dimming

Normal motion detecting

Daylight threshold

5 Year Guarantee
5 Year Guarantee

Detection Pattern (max / min)

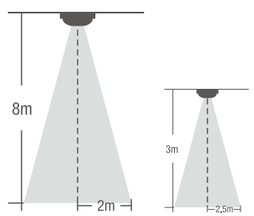

Detection area*

100%	2m	2.5m
75 %	1m	1.5m
50 %	0.5m	1m
25%	0m	0.5m

*These data were tested by a 165cm height person and his walking speed is 1m/s.

North American Products

Step dimming

Normal motion detecting

Daylight threshold

5 Year Guarantee

5 Year Guarantee

MC613VD RC

Dimming Function/ 347V Operate

MH02

Linear & batten

Detection Pattern (max / min)

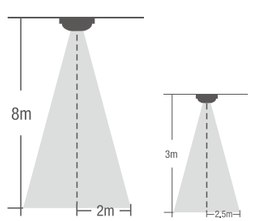

Detection area*

100%	2m	2.5m
75 %	1m	1.5m
50 %	0.5m	1m
25%	0m	0.5m

*These data were tested by a 165cm height person and his walking speed is 1m/s.

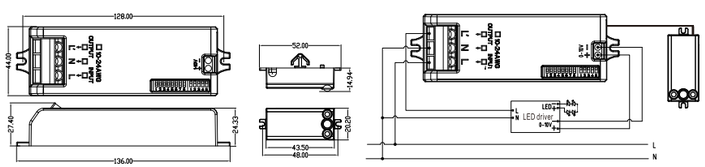

SPECIFICATIONS

Operating voltage	120/277/347Vac
Rated Load	120Vac 50/60Hz 3.6A Electronic/magnetic ballast; 277Vac 50/60Hz 3.4A Electronic/magnetic ballast; 347Vac 50/60Hz 3.3A Electronic/magnetic ballast
HF system	5.8GHz±75MHz, ISM wave band
Transmitting power	<0.5mW
Power consumption	≤0.5W(stand-by)
Detection Area(Radius)	4m Max.
Max. Mounting height	8m
Hold time	Sensor: 5s/30s/1min/5min/10min/15min/30min Remote control: 5s/30s/1min/10min/15min/30min
Stand-by Period	Sensor: 0s/1min/3min/5min/10min/30min/+∞ Remote control:0s/1min/3min/5min/10min/30min/+∞
Stand-by DIM Level	10%/20%/30%/50%
Daylight sensor	5lux/15lux/30lux/50lux/100lux/150lux/Disable
Operating temperature	-35℃~70℃
IP rating	IP20

MC054V RC

Dimming Function /

Remote Control Microwave Sensor

IP65

High bay & low bay

Linear & batten

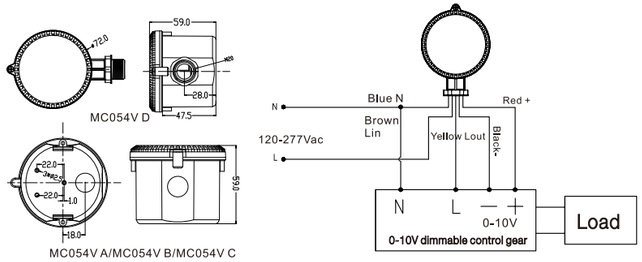

SPECIFICATIONS

Operating voltage	120/277Vac
Rated Load	120Vac 4A electronic/magnetic ballast 277Vac 3A electronic/magnetic ballast
HF system	5.8GHz±75MHz, ISM wave band
Transmitting power	<0.5mW
Power consumption	<1W(stand-by)
Detection Area(Radius)	8m Max.
Max. Mounting height	15m
Hold time	Sensor:5s/30s/1min/3min/20min/30min Remote control: 5s/30s/1min/3min/5min/10min/20min/30min
Stand-by Period	Sensor:0s/1min/3min/10min/30min/∞ Remote control: 0s/10s/1min/3min/5min/10min/30min/+∞
Stand-by DIM Level	Sensor:10%/20%/30%/50%
Daylight sensor	Sensor:5lux/15lux/30lux/50lux/100lux/150lux/Disable
Operating temperature	-35℃~55℃
	IP65

North American Products

Step dimming

Normal motion detecting

Daylight threshold

5 Year Guarantee

5 Year Guarantee

Detection Pattern (max / min)

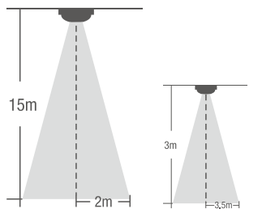

Detection area*

100%	2m	3.5m
50 %	1m	2m

*These data were tested by a 165cm height person and his walking speed is 1m/s.

North American Products

Step dimming

Normal motion detecting

Daylight threshold

5 Year Guarantee

5 Year Guarantee

MC609V RC

Dimming Function/ 347V Operate

IP65

High bay & low bay

Linear & batten

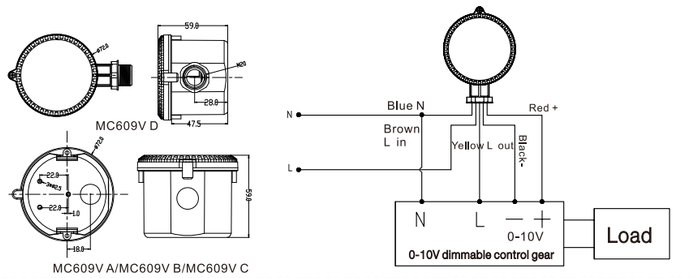

Detection Pattern (max / min)

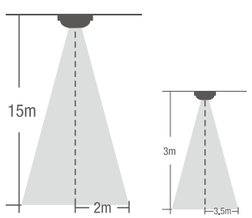

Detection area*

100%	2m	3.5m
50 %	1m	2m

*These data were tested by a 165cm height person and his walking speed is 1m/s.

SPECIFICATIONS

Operating voltage	120/277/347Vac, 50/60Hz
Rated Load	120Vac 50/60Hz 3.6A Ballast 277Vac 50/60Hz 3.4A Ballast 347Vac 50/60Hz 3.3A Ballast
HF system	5.8GHz±75MHz, ISM wave band
Transmitting power	<0.5mW
Power consumption	≤0.5W(stand-by)
Detection Area(Radius)	8m Max.
Max. Mounting height	15m
Hold time	Sensor:5s/30s/1min/3min/20min/30min Remote control: 5s/30s/1min/3min/5min/10min/20min/30min
Stand-by Period	Sensor:0s/1min/3min/10min/30min/Disable Remote control: 0s/10S/1min/3min/5min/10min/30min/Disable
Stand-by DIM Level	10%/20%/30%/50%
Daylight sensor	5lux/15lux/30lux/50lux/100lux/150lux/Disable
Operating temperature	-35℃~55℃
IP rating	IP65

MC610V RC

North American Version / Built-in Daylight harvesting

LISTED

Linear & batten

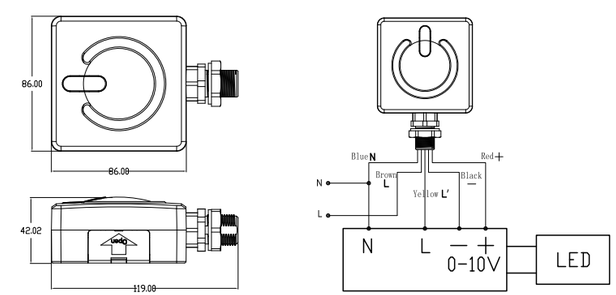

SPECIFICATIONS

Operating voltage	120/277/347Vac
Rated Load	120Vac 50/60Hz 3.6A Electronic/magnetic ballast 277Vac 50/60Hz 3.4A Electronic/magnetic ballast 347Vac 50/60Hz 3.3A Electronic/magnetic ballast
HF system	5.8GHz±75MHz, ISM wave band
Transmitting power	<0.5mW
Power consumption	≤0.5W(stand-by)
Detection Area(Radius)	8m Max.
Max. Mounting height	15m
Hold time	Sensor: 5s/30s/1min/3min/20min/30min Remote control: 5s/30s/1min/3min/5min/10min/20min/30min
Stand-by Period	Sensor: 0s/1min/3min/10min/30min/Disable Remote control: 0s/10S/1min/3min/5min/10min/30min/Disable
Stand-by DIM Level	10%/20%/30%/50%
Daylight sensor	5lux/15lux/30lux/50lux/100lux/150lux/Disable
Operating temperature	-35℃~55℃
IP rating	IP20

North American Products

Step dimming

Normal motion detecting

Daylight threshold

Daylight harvesting

5 Year Guarantee

Detection Pattern (max / min)

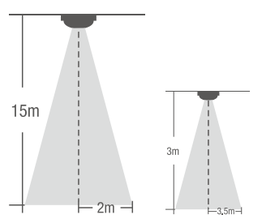

Detection area*

100%	2m	3.5m
50 %	1m	2m

*These data were tested by a 165cm height person and his walking speed is 1m/s.

North American Products

Step dimming

Normal motion detecting

Daylight threshold

5 Year Guarantee

MC623V D RC+MC079D RC

Dimming Function/ Remote Control

MC623V D RC

MH10

MC079D RC

High bay & low bay

Detection Pattern (max / min)

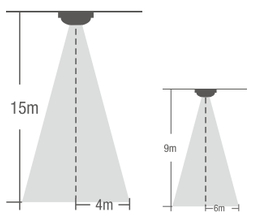

Detection area*

100%	4m	6m
50 %	1m	3m

*These data were tested by a 165cm height person and his walking speed is 1m/s.

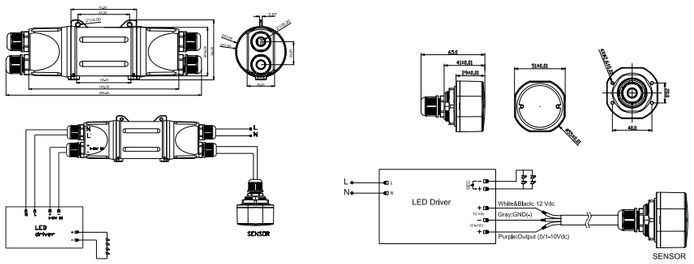

SPECIFICATIONS

	MC623V D RC	MC079D RC
Operating voltage	120/277Vac	12-24Vdc
Rated Load	400W(Inductive)，800W(Resistive)@120V AC 800W(Inductive)，1000W(Resistive)@277V AC	N/A
HF system	5.8GHz±75MHz, ISM wave band	5.8GHz±75MHz, ISM wave band
Transmitting power	≤1.0mW	<1mW
Power consumption	≤1.0W	≤0.3W
Detection Area(Radius)	8m(9m ceiling mounting)	5-7m(8m mounting height)
Max. Mounting height	15m Max.	15m Max.
Hold time	5S/30S/1min/3min/5min/10min/20min/30min	5S/30S/1min/3min/5min/10min/20min/30min
Stand-by Period	0s/10s/1min/3min/5min/10min/30min/Disable	0s/10S/1min/3min/5min/10min/30min/+∞
Stand-by DIM Level	10%/20%/30%/50%	10%/20%/30%/50%
Daylight sensor	5lux/15Lux/30Lux/50Lux/100lux/150lux/Disable	5lux/15Lux/30Lux/50Lux/100lux/150lux/Disable
Operating temperature	-35℃~55℃	-35℃~55℃
IP rating	IP65	IP65

North American Products

Step dimming

Normal motion detecting

Daylight threshold

5 Year Guarantee

MC620V W+MW07

North American Version / Mesh Control

MC620V W

MW07

High bay & low bay

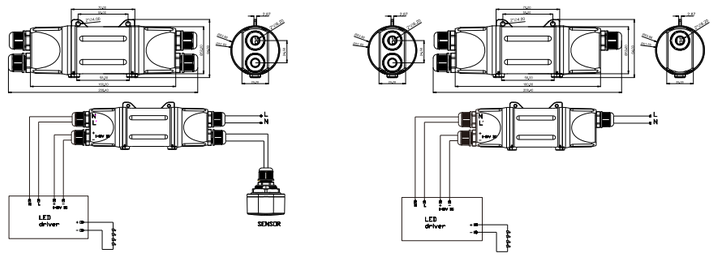

Detection Pattern (max / min)

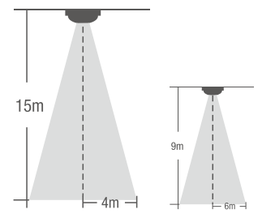

Detection area*

100%	4m	6m
50 %	1m	3m

*These data were tested by a 165cm height person and his walking speed is 1m/s.

SPECIFICATIONS

	MC620V W	MW07(Work with MC620V W)
Operating voltage	120/277Vac,50Hz/60Hz	120/277Vac,50Hz/60Hz
Rated Load	400W(Inductive),800W(Resistive)@120V AC 800W(Inductive),1000W(Resistive)@277V AC	400W(Inductive),800W(Resistive)@120V AC 800W(Inductive),1000W(Resistive)@277V AC
HF system	5.8GHz±75MHz, ISM wave band	5.8GHz±75MHz, ISM wave band
Transmitting power	Microwave:0.5mW Max	N/A
Power consumption	≤1.5W	≤1W
Detection Area(Radius)	8m	N/A
Max. Mounting height	15m Max.	N/A
Hold time	15sec-Unlimited	N/A
Stand-by Period	N/A	N/A
Stand-by DIM Level	0-100%	N/A
Daylight sensor	0-500lux.	N/A
Operating temperature	-25℃~55℃	-25℃~55℃
IP rating	IP65	IP65

Accessories

MS09

Page 62

MS01

Page 63

MS02

Page 65

MH01

Page 67

MH02

Page 68

MH03

Page 68

MH10

Page 69



merrytek®

MS09
Daylight Harvesting Sensor

CE LED Panel light Wall light

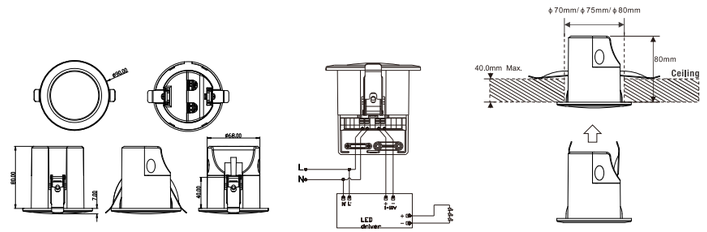

SPECIFICATIONS

Operating voltage	120/277Vac, 50/60Hz
Stand-by Power	≤1W
Dimming Range	0%~100%
Daylight Sensor	0–10v
Dimming Type	50mA
Operating Temperature	-25℃~55℃
IP rating	IP54

Identifying of artificial LED light and natural light

80% 20%

Daylight harvesting

5 Year Guarantee

5 Year Guarantee

Daylight harvesting

5 Year Guarantee

5 Year Guarantee

MS01
Daylight Sensor

High bay & low bay

Linear & batten

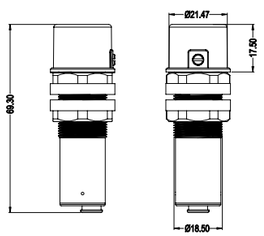

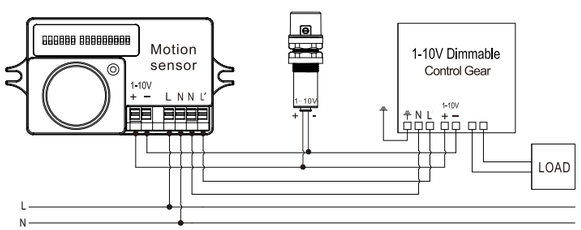

SPECIFICATIONS

Operating voltage	1~10Vdc
Max.current sink	50mA(Maximum rating)
Dimming range	1% - 100%
Color coding of cable	Red+,Black-
Cable length	80cm
Detection angel	90°
Operating temperature	-0℃~45℃
IP rating	IP20

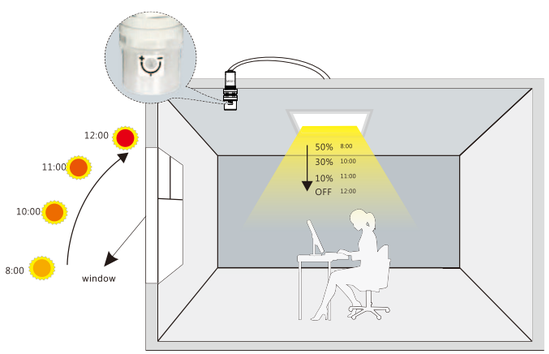

Connecting to 1-10V interface and using photocell to measure the ambient lux level and automatically calculate how much artificial light is needed.

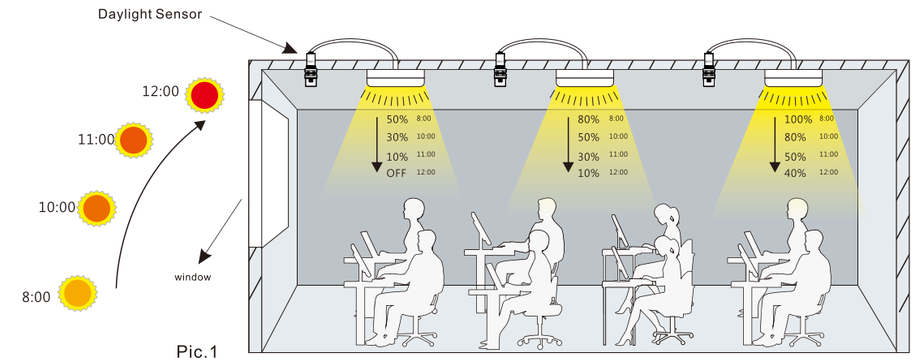

Pic.1

When the ambient light is larger than the present illumination level (Set by 1-10V daylight sensor), the lamp stays off.

When the ambient light is below the present illumination level, the lamp switches on when motion is detected.

The lamp light dims to maintain its present illumination level against the ambient light.

If there is sufficient ambient light, the lamp turns off at once, even with motion trigger.

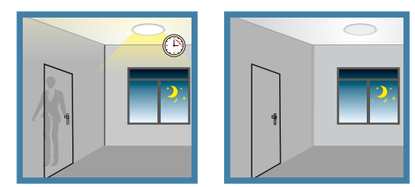

If there is insufficient ambient light, the lamp dims to a stand-by dimming level (Set in the motion sensor) when no motion is detected during hold time, it will switch off after stand-by period.

	Function			
	Automatically switches on when motion is detected	Dimming Range	Dimming level at stand-by period	Automatically switches off
MS01 + 1-10V dimmable ballast or LED driver	N	1%~100%	N/A	N
MS01 + ON-OFF function sensor + 1-10V dimmable ballast or LED driver	Y	1%~100%	N/A	Y
MS01 + Dimming function sensor + 1-10V dimmable ballast or LED driver	Y	1%~100%	Remain the present level on the sensor	Y

ON/OFF function

Identifying of artificial LED light and natural light

5 Year Guarantee

5 Year Guarantee

MS02
Daylight Switch

CE

Wall light

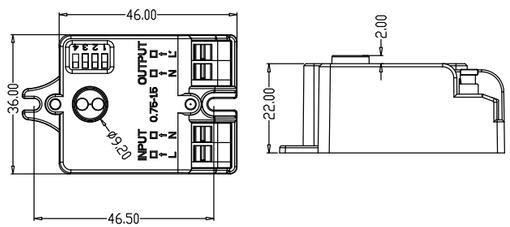

SPECIFICATIONS

Operating voltage	220~240Vac
Rated Load	400W LED
Open/close	Open:5lux/10lux/25lux/50lux/100lux/150lux/200lux/disable Close:25lux/50lux/75lux/100lux/200lux/300lux/400lux/disable
Operating temperature	-20℃~50℃
IP rating	IP20

Dusk-to-dawn Switching

MS02 is suitable to installed in all types of LED lighting fixtures and switches on lights at dusk, switches off lights at dawn.



Automatically switches on the lights at dusk.



Stays continuously illuminated throughout the night.



Switches off the lights at dawn.

Note: As MS02 is designed for LED lighting fixtures, it is not applicable to tungsten-halogen lamp. The user needs to determine whether it can be used in other types of luminaires.

Wiring scheme

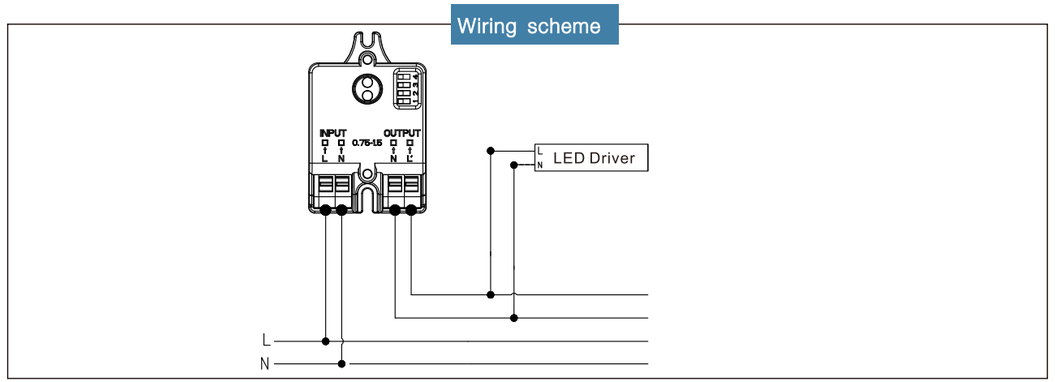

Setting

By selecting the correct combination of the DIP switches, switching on/off lux level can be set based on desired requirements.

		1	2	3	4	open	close
ON	I	ON	ON	ON	ON	5Lux	25Lux
	II	ON	ON	ON	-	10Lux	50Lux
	III	ON	ON	-	ON	25Lux	75Lux
	IV	ON	ON	-	-	50Lux	100Lux
	V	ON	-	ON	-	100Lux	200Lux
	VI	ON	-	-	-	150Lux	300Lux
	VII	-	ON	-	-	200Lux	400Lux
	VIII	-	-	-	-	Disable	

Night/Light Sensor Function

When the ambient light level is below the open lux level, the sensor will switch on the lights at 100% brightness automatically. When the ambient light level is over the close lux level, the lights will be switched off.

SETTINGS (REMOTE CONTROL MH01)

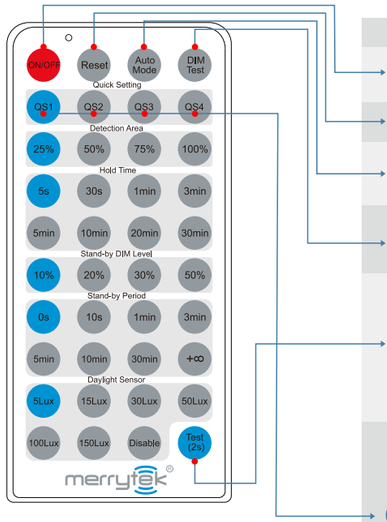

Button	Remarks
ON/OFF	Press the "ON/OFF" button, the light goes to constant on or constant off mode, the sensor is disabled. Press " Reset " or " Auto Mode" button to quit from this mode.
Reset	Press "Reset" button, all parameters are the same as the DIP switch setting.
Auto Mode	Press "Auto Mode" button, the sensor starts to work and all parameters setting will remain the same as the previous status before the light is switched on/off.
DIM Test	Press "DIM Test" button to test the dimming function. The sensor will dim automatically and return to the normal work mode.
Test (2s)	The button "Test(2s)" is for factory testing purpose only. The sensor will go in to test mode, Detection sensitivity: 100% Hold time: 2sec stand-by dim level:10% Stand-by period: 0s Daylight sensor: Disable Test mode can be disabled by pressing any button.
QS1 QS2 QS3 QS4	Note: Detection area / Hold time /Stand-by period / Stand-by dim level / Daylight sensor can be adjusted by pressing the corresponding button. The latest setting will stay valid.

Scene Options	Detection Area	Hold Time	Stand-by period	Stand-by dim level	Daylight Sensor
QS1	100%	30s	1min	10%	5Lux
QS2	100%	1min	3min	10%	10Lux
QS3	100%	5min	10min	10%	30Lux
QS4	100%	10min	30min	10%	Disable

The Microwave Sensor's green working light will flash 3 times when the remote control is set successfully.

As the control angle of the Infrared Remote Control is fixed (15°), if the sensors are installed too close to each other, the settings of both sensors will be configured. Please refer to the below chart for the distance of the installation of each sensor:

Mounting height	Distance between each sensor
15m	4m
12m	3.4m
9m	2.4m
6m	1.6m
3m	0.8m

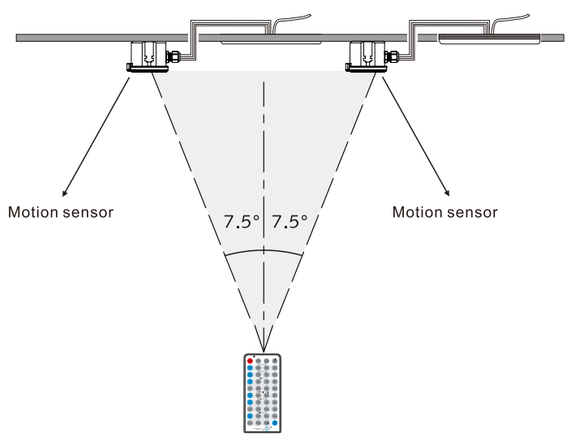

SETTINGS (REMOTE CONTROL MH02)



Button	Name	Description
	Transmit	Uploads the settings
Detection area	Detection Area	25%/50%/75%/100%
Hold Time	Hold time	The timeout from 100% to dim 8S/1min/5min/15min/30min
Daylight Threshold	Daylight Threshold	5Lux/15Lux/50Lux/150Lux/ Disable
Stand-by Period	Stand-by period	The timeout from dim to off 0S/1min/5min/30min/+∞
Stand-by DIM Level	Stand-by DIM level	10%/20%/30%/40%/50%
Auto Mode	Auto mode	A. Movement Motion detect 9.8ft~19.7ft/3-6m B. Presence detect 9.8ft~19.7ft/3-6m C. Presence detect with daylight harvesting 9.8ft~19.7ft/3-6m D. High mounting: 19.7ft~49.2ft/6-15m E. High mounting with daylight harvesting : 19.7ft~49.2ft/6-15m
ON/OFF	ON-OFF	Permanent ON/OFF
Reset	Reset	Press "Reset" button for factory testing purpose only. Detection Area: 100%; Hold Time: 1min; Daylight sensor: Disable; Stand-by period: 3min; Stand-by dim level: 20%
Ambient Threshold	Ambient Threshold	Press this button to set the current suitable daylight threshold.
Dim+ Dim-	Dim+ / Dim -	Adjust the light level when motion detected.
1 2 3 4	*1/2/3/4	4 optional quick settings

SETTINGS (REMOTE CONTROL MH03)

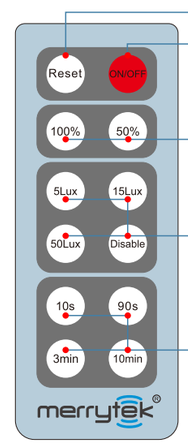

Button	Remarks
ON/OFF	Press the "ON/OFF" button, the light goes to constant on or costant off mode, sensor is disabled.
Reset	Press "Reset" button, all parameters are the same as the DIP switch setting.
100% 50%	Detection area: 50% /100%
5Lux 15Lux 50Lux Disable	Daylight sensor: 5Lux/15 Lux/50 Lux/Disable
10s 90s 3min 10min	Hold time: 10s/90s/3min/10min

Accessories

SETTINGS (REMOTE CONTROL MH10)

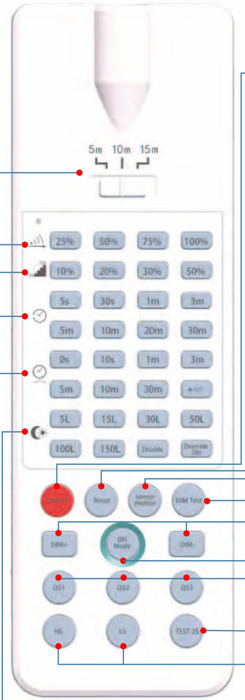

Button	Remarks
ON/OFF	Press the "ON/OFF" button, the light goes to constant on/off mode, sensor is disabled. Press any button to quit from this mode and the sensor starts to work.
Reset	Press "Reset" button, all parameters are same as setting of DIP switch or factory settings.
Sensor motion	Press "Sensor motion" button, the light quits from the constant on/off mode,and the sensor starts to work (The latest setting stays in validity)
DIM Test	Press"DIM Test" button,the 1-10 V dimming works to test whether the 1-10Vdc dimming ports are connected properly.After 2s, it returns to the latest setting automatically.
DIM+ / DIM-	Short press"DIM+/DIM-" button to transmit dimming signal. The brightness of the lamp adjusts at 5% per unit. (not applicable for MC623 V D RC)
DH Mode	Long press>3s,sensor will take current light level as target lux level, to dim up/down load automatically according to the change of ambient light level. (not applicable for MC623V D RC)
QS1 QS2 QS3	

Scene Options	Detection Area	Hold Time	Stand-by period	Stand-by dim level	Daylight Sensor	Induction model
QS1	100%	30S	1min	10%	5Lux	Hs
QS2	100%	1min	3min	10%	10Lux	Hs
QS3	100%	5min	10min	10%	30Lux	Hs

Note: Detection area / Hold time /Stand-by period /Stand-by dim level / Daylight sensor can be adjusted by pressing the corresponding button.The latest setting will stay valid.

TEST 2S	Press the "TEST 2S" bottom can enter the test mode anytime. At the mode,the sensor parameters as below:Detection Area is 100%, Hold Time is 2s, Stand-by Dim Level is 10%, Stand-by Period is 0s, daylight sensor disable. This function only for testing. Quit the mode by pressing "RESET" or any other function buttons.
HS	Press"HS"button to set the detection area to be high sensitive, Press"LS" button to set the detection area to be low sensitive, The adjustment bases on the "Detection Area"parameter you set.
LS	

	Daylight Sensor Set up daylight threshold: 5Lux/15Lux/30Lux/50Lux/100Lux/150Lux/ Disable
	Stand-by period Set up stand-by time: 0S/10S/1min/3min/5min/10min/30min/+∞
	Hold time Set up hold time: 5S/30S/1min/3min/5min/10min/20min/30min
50% 10%	Stand-by dim level Set up stand-by dim level:10%/20%/30%/50%
	Detection Area Set up detection area:25%/50%/75%/100%
5m 10m 15m	Remote Distance Toggle bottom can set the remote distance of remote control and sensor.

Remote control and code setting conversion

1.DIP switch setting convert to remote control Press any bottom except "RESET" on the remote control, and the sensor settings convert to the function currently selected by the remote control. (No function button settings invalid)

2 remote control convert to DIP switch setting
a. Press the "RESET" button on the remote control, and all settings return to the DIP switch settings of the sensor.
b. Turn off the power, toggle any DIP switch,connect to the power, and all settings return to the DIP switch settings when supply power again.

Unique design of infrared transmitting device

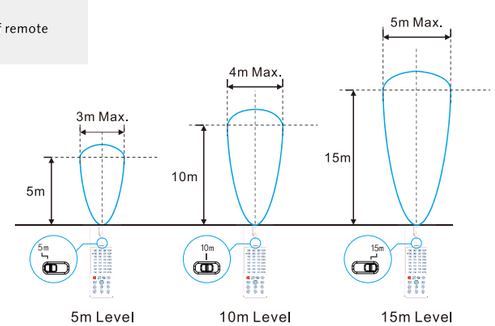

Merrytek Exhibitions

■ Light + Building Trade Fair (Frankfurt, Mar 2018)

■ Iinternational Sourcing Fair (Ningbo, May 2018)

■ International Lighting Exhibition (Guangzhou, Jun 2018)

■ International Light Fair (Poland, 2018)

■ Luxlive Fair (London, Nov 2017)

■ International Sourcing Fair (Ningbo, May 2017)

■ International Lighting Exhibition (Guangzhou, Jun 2017)



■ International Light Fair (Hong Kong, Oct 2017)

■ International Light Fair (Hong Kong, Oct 2016)

■ Luxlive Fair (London, Nov 2016)

■ Light + Building Trade Fair (Frankfurt, Mar 2016)

■ International Lighting Exhibition (Guangzhou, Jun 2016)

About Merrytek Microwave

Sensor Principle

The high-tech sensor works on the principle of the Doppler effect. The sensor emits a signal at a 5.8GHz high frequency and receives its echo. If a movement in the detection zone changes the echo pattern, the sensor responds and switches the light on. In addition, due to the built-in daylight sensor, it can also read the lights level. The sensor will not switch on the light if there is sufficient natural light.

Microwave Motion Sensor

Merrytek microwave motion sensors are active motion detectors for luminaires. Besides the automatic ON-OFF control, Merrytek offers a wide range of microwave motion sensors with more energy-saving functions, such as 2-step dimming, 3-step dimming and RF communicating. Users can select the exact solution for numerous lighting applications.

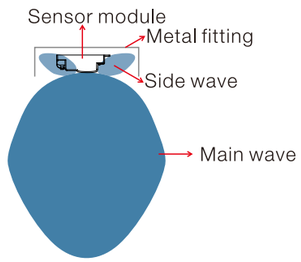

Microwave detection includes two parts called main wave and side wave. Main wave normally detects the motion signal. Side wave does not effect motion detection but might disturb main wave if the microwave motion sensor is built-in a sealed metal luminaire as microwave can not pass through metal.

When the microwave module is built into a metal lighting luminaire or installed in a sensor near a wall, the side wave will be reflected by the metal base or the wall. It can disturb the main wave. As the result of this, the microwave motion senor might not perform optimally. Reducing the detection sensitivity or the side wave will help to solve such problems.

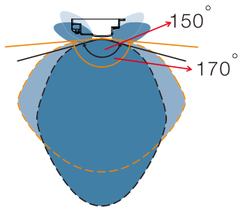

In order to make the sensor detection more stable, Merrytek's default microwave module detecting angle is 150°, so the detection area is normally a 6-8m radius. If the customer requires a larger detecting angle, it can be customized to 170°. In the mean time, the mounting height will be shorter and it may cause unexpected detecting on the ceiling.

Application

Corridor


Stairwell

Warehouse

Car Park

Office/
Meeting room

Merrytek Microwave Motion Detecting Features

Normal motion detecting

The sensor only detects a greater range of movement, such as walk.

Minor motion detecting

The sensor can detect minor movements, such as typing on a keyboard or taking notes.

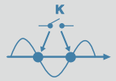

Zero-crossing point operation

Helps protect the sensor against in-rush current when switching on/off.

Weather resistant

Normally, winding, breezing and raining can trigger microwave motion sensors. Merrytek use the latest 4th generation microwave detection technology for outdoor sensors to avoid interference from the elements.

Identifying of artificial LED light and natural light

Merrytek's patented daylight detecting sensor is able to identify and distinguish between artificial light and natural light. It can be installed in a LED luminaire and achieve daylight harvesting for increased energy savings easily.

Dry-contact

Dry contact sometimes is known as “Potentio-Free” or “Volt-Free”.
It opens or closes contact without any current or voltage.

5.8GHz™
LOW Impedance ANT

Patent design of 5.8GHz Antenna , Close to 0Ω Low impedance.Excellent anti-interference ability and ultra-low harmonic emission, conform to the latest RED instructions (Mandatory use since 2017-06-13)

ON/OFF function

1 With sufficient ambient light, the light will not be switched on.

2 With insufficient ambient light, the sensor switches on the light when motion is detected.

3 After elapse of hold time, the sensor switches off the light when no motion is detected.

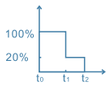

3-step dimming function

1 With sufficient ambient light, the light will not be switched on.

2 With insufficient ambient light, the sensor switches on the light when motion is detected.

3 After elapse of hold time, the sensor dims the light at a low light level if no new motion is detected.

4 After elapse of stand-by period, the sensor switches off the light if no motion is detected in the detection zone.

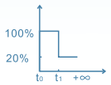

2-step dimming function

1 If there is no motion detected, the light will be remained at a low light level all the time.

2 When motion is detected, the sensor will switch on the light to 100% brighteness.

3 After elapse of hold time, the sensor dims the light at the present low light level if no motion is detected.

Daylight Learning

Daylight Learning

Due to different light transmittance, sometimes the daylight sensor can not detect the real value of the ambient light, so the sensor can switch on the light even if the real ambient light value is much higher than the present daylight threshold. With daylight priority function, daylight sensor can detect the real ambient light value and avoid mis-operation, switching on/off light according to the natural light value (outside the lighting fixture).

It defines a brightness level which only allows the light to illuminate according to the defined ambient brightness threshold.

Daylight harvesting

1 When the ambient light is greater than the present illumination level, the light will not be switched on.

2 When the ambient light level is below the present illumination level, the light will be switched on.

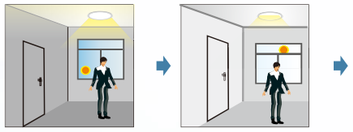

3 The light dims to maintain the present illumination level against the natural ambient light.

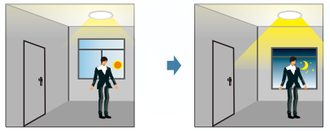

4 When there is sufficient ambient light, the light will be switched off even if there is motion detected.

SYNC

Master-satellite control



1 If no motion is detected, all lamps will be switched off.

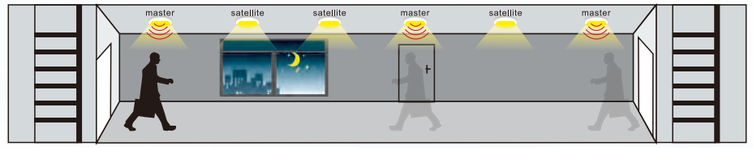

2 If any movement is detected from any direction, all lamps will be synchronously switched on.

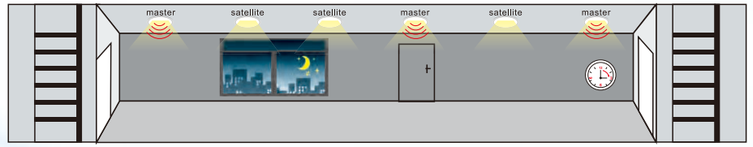

3 If no motion is detected in the detection zone, all lamps will be synchronously dimmed to a low light level after hold time.



4 After stand-by period, the lamps will be switched off if no movement is detected in the detection zone.

Daylight threshold

1 When the ambient light is larger than the present illumination level, the light will not be switched on.

2 When the ambient light is below the present illumination level, the light will be switched on.

3 When there is sufficient ambient light, the light will be switched off even if there is motion detected.

RF wireless networking

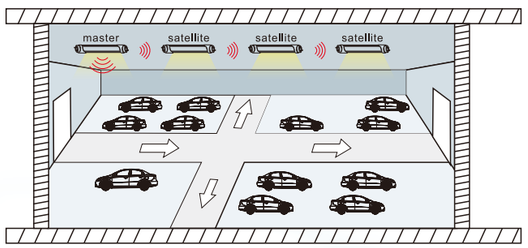

1 The lamps remain at a low light level when no motion is detected.

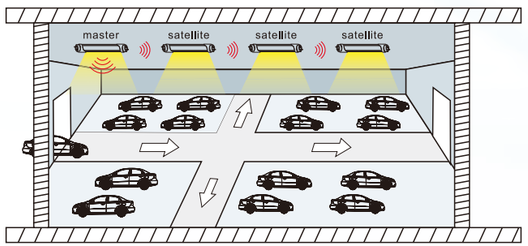

2 If any motion is detected from any direction, the lamps will be switched on to 100% brightness.

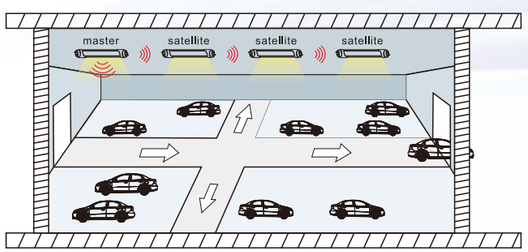

3 After hold time, the lamps will be dimmed to a low light level when no movement is detected.

How to select sensors for our luminaires?

	ON-OFF	Step dimming	Daylight priority	Daylight harvesting	Master-satellite
Ceiling light Wall light	MC030S L MC030S E MC070S E MC602S MC603S	MLC16C-P E MLC18C-P3 MLC28C-PE MC002D6 MLC20C-P2 MC083V	MS02 MLC18C-DP MLC28C-DP	MLC18C-N MLC28C-N	MLC18C-PRF2
High bay & low bay	MC602S MC052V RF1	MC623V D RC +MC079D RC MC620V W +MW07 MC054V RC MC609V RC MC049V		MS01	MC052V RF1 + MW04 MC620V W +MW07
LED Panel light	MC040S MC034S MC071S	MC072V			
Linear & batten	MC076S MC055S MC060S RC MC602S MC610V RC	MC077V RC MC054V RC MC049V MC080D MC080D 1 MC601V MC605V D MC610V RC MC612V D RC MC613V D RC MLC40C-P4 MLC40C-P5 MLC65C-P3 MLC65C-P4 MLC65C-P5 MC612V D RC MC613V D RC MC054V RC MC052V RF MC083V		MS01	MC052V RF1 + MW04
Flood light	MC055S MC042S				
Down light	MC040S MC034S MSA010 MSA012			MS01 MS09	

Where can we use microwave motion detecting ?

A ***ON-OFF function***

Corridor, stairwell, restrooms or courtyard

Recommended models:
MC030S E, MC070S E,
MC040S, MC603S
MSA010,MSA012

B ***Daylight harvesting***

Office,meeting room or classroom

Recommended models:
MS01, MC034S, MS09,
MLC40C-PA

Ⓓ ***2-step dimming***

Car Park, gas station

Recommended models:
MC083V, MC049V,
MC052V RF + MW04, MC601V,
MC077V, MC054V RC

Ⓐ ***ON-OFF function***

Corridor, stairwell, restrooms, courtyard or doorway

Recommended models:
MC042S, MC055S, MS02

Ⓑ ***ON-OFF function***

Corridor, stairwell, restrooms, courtyard or doorway

Recommended models:
MC030S E, MC070S E,
MC040S, MC603S
MSA010,MSA012



Ⓓ ***2-step dimming***

Car Park, gas station

Recommended models:
MC083V, MC049V,
MC052V RF + MW04, MC601V,
MC077V, MC054V RC

Ⓔ ***Step dimming***

Warehouse

Recommended models:
- 6-12m mounting height:
  MC620V W, MC049V, MC052V RF + MW04,
  MC623VD RC, MC054V RC
- 6-15m mounting height:
  MC054V RC, MC620V W,
  MC623VD RC

Ⓒ ***Daylight harvesting,Step dimming***

Office,meeting room or classroom

Recommended models:
MS01, MC034S, MLC40C-PA,
MLC40C-M

Setting of Product

MC030S L

Detection Area				Hold Time				Daylight Sensor			
1	2	3		4	5	6		7	8	9	
ON	ON	ON	100%	ON	ON	ON	5S	ON	ON	ON	2 Lux
–	ON	ON	75%	–	ON	ON	30S	ON	ON	–	10 Lux
ON	–	ON	50%	ON	–	ON	90S	–	ON	–	25Lux
–	–	ON	25%	–	–	ON	3min	ON	–	–	50 Lux
–	–	–	10%	ON	ON	–	20min	–	–	–	Disable
				–	–	–	30min				

MC030S E

Detection Area				Hold Time				Daylight Sensor			
1	2	3		4	5	6		7	8	9	
ON	ON	ON	100%	ON	ON	ON	5S	ON	ON	ON	2 Lux
–	ON	ON	75%	–	ON	ON	30S	ON	ON	–	10 Lux
ON	–	ON	50%	ON	–	ON	90S	–	ON	–	25Lux
–	–	ON	25%	–	–	ON	5min	ON	–	–	50 Lux
–	–	–	10%	ON	ON	–	15min	–	–	–	Disable
				–	–	–	30min				

MC049V/MC601V

	Detection Area			Hold Time				Stand-by Period				Daylight Sensor					Stand-by DIM Level			
		1	2		3	4	5		6	7	8		1	2	3	4		5	6	
ON	I	ON	ON	100%	I	ON	ON	ON	5S	I	ON	ON	ON	0S	I	–	ON	ON	2Lux	I	ON	ON	50%
	II	ON	–	75%	II	–	ON	ON	30S	II	–	ON	ON	5S	II	–	–	–	ON	5Lux	II	–	ON	30%
	III	–	ON	50%	III	ON	–	ON	90S	III	ON	–	ON	5min	III	–	ON	ON	–	10Lux	III	ON	–	20%
	IV	–	–	10%	IV	–	–	ON	3min	IV	–	–	ON	10min	IV	–	–	ON	–	25Lux	IV	–	–	10%
					V	ON	ON	–	20min	V	ON	ON	ON	30min	V	–	ON	–	–	50Lux				
					VI	–	–	–	+∞	VI	–	ON	–	1h	VI	ON	–	–	–	100Lux				
										VII	–	–	–	+∞	VII	–	–	–	–	Disable				

MC077V RC

Stand-by DIM Level			
	1	2	
ON	ON	ON	50%
	ON	–	30%
	–	–	20%

Detection Area			Hold Time			Daylight Sensor				Stand-by Period		
	1	2		3	4		5	6	7		8	9	
ON	ON	ON	100%	ON	ON	5S	ON	ON	ON	5Lux	ON	ON	0S
	–	ON	75%	–	ON	5min	ON	ON	–	25Lux	–	ON	5min
	ON	–	50%	ON	–	10min	ON	–	ON	50Lux	ON	–	15min
	–	–	25%	–	–	30min	–	ON	ON	100Lux	–	–	+∞
							–	–	–	Disable			

MC070S E

Detection Area			Hold Time			Daylight Sensor		
1			2	3		4		
ON	ON	100%	ON	ON	5s	ON	ON	25Lux
			ON	–	1min			
	–	50%	–	ON	3min		–	Disable
			–	–	10min			

MC076S

Detection Area				Hold Time				Daylight Sensor			
1	2			3	4	5		6	7	8	
ON	ON	100%		ON	ON	ON	5S	ON	ON	ON	2Lux
–	ON	75%		–	ON	ON	30S	ON	ON	–	10Lux
ON	–	50%		ON	–	ON	90S	–	ON	–	30Lux
–	–	25%		–	–	ON	5min	ON	–	–	50Lux
				ON	ON	–	20min	–	–	–	Disable
				–	–	–	30min				

MC055S

Detection Area		Hold Time		Daylight Sensor	
1	10%	1	5s	1	2Lux
2	25%	2	30s	2	10Lux
3	50%	3	90s	3	25Lux
4	75%	4	3Min	4	50Lux
5	100%	5	30Min	5	Disable

MC052V RF1

Detection Area				Hold Time				Stand-by Period				Daylight Sensor					Stand-by DIM Level			Mode			
	1	2			3	4	5		6	7	8		9	10	11	12		1	2		3		
I	ON	ON	100%	I	ON	ON	ON	5S	I	ON	ON	ON	0S	I	ON	ON	ON	ON	5Lux	I	ON	ON	10%	I	ON	100%
II	ON	–	75%	II	ON	ON	–	30S	II	ON	ON	–	5S	II	–	ON	ON	ON	15Lux	II	ON	–	20%			
III	–	ON	50%	III	ON	–	ON	90S	III	ON	–	ON	5min	III	ON	–	ON	ON	30Lux	III	–	ON	30%	II	ON	10%-50%
IV	–	–	25%	IV	ON	–	–	3min	IV	ON	–	–	10min	IV	–	–	ON	ON	50Lux	IV	–	–	50%			
				V	–	ON	ON	20min	V	–	ON	ON	30min	V	ON	ON	–	ON	100Lux							
				VI	–	ON	–	30min	VI	–	ON	–	60min	VI	ON	ON	ON	–	150Lux							
				VII	–	–	–	+∞	VII	–	–	–	+∞	VII	–	–	–	–	Disable							

MW04

Stand-by Period					Stand-by DIM Level				
	1	2	3			1	2	3	
I	ON	ON	ON	0S	I	ON	–	–	50%
II	–	ON	ON	5S	II	–	ON	–	30%
III	ON	–	ON	5min	III	–	–	ON	20%
IV	–	–	ON	10min	IV	–	–	–	10%
V	ON	ON	–	30min					
VI	–	–	–	60min					

MC060S RC

Detection Area			Hold Time			Daylight Sensor			
1	2		3	4	5		6	7	8	
ON	ON	100%	ON	ON	ON	5S	ON	ON	ON	2Lux
–	ON	75%	–	ON	ON	30S	ON	ON	–	10Lux
ON	–	50%	ON	–	ON	90S	–	ON	–	25Lux
–	–	25%	–	–	ON	3min	ON	–	–	50Lux
			ON	ON	–	20min	–	–	–	Disable
			–	–	–	30min				

MC071S

Daylight Sensor											
1	2	3	4		5	6	7	8		9	10
ON	ON	ON	ON	25Lux	ON	ON	ON	ON	5Lux	ON	ON
–	ON	ON	ON	50Lux	–	ON	ON	ON	30Lux	–	ON
ON	–	ON	ON	100Lux	ON	–	ON	ON	90Lux	ON	–
ON	ON	–	ON	250Lux	ON	ON	–	ON	3min	ON	ON
ON	–	–	ON	300Lux	ON	–	–	ON	20min	–	–
ON	ON	ON	–	500Lux	–	–	–	–	30min	–	–
–	–	–	–	Disable							

Mode		Detection Area		Hold time				
1		2		3	4	5	6	
ON	Active	ON	100%	ON	ON	ON	ON	5s
				–	ON	ON	ON	30s
				ON	–	ON	ON	90s
				ON	ON	–	ON	3min
–	Disable	–	50%	ON	ON	ON	–	20min
				–	–	–	–	30min

MC080D

Detection Area			Hold Time			Daylight Sensor			Twilight Time		
	1	2		3	4		5	6		7	8	
I	ON	ON	100%	ON	ON	5s	ON	ON	5lux	ON	ON	0s
II	–	ON	75%	ON	–	90s	–	ON	15lux	ON	–	30s
III	ON	–	50%	–	ON	3min	ON	–	50lux	–	ON	10min
IV	–	–	25%	–	–	10min	–	–	Disable	–	–	+ ∞

MC080D 1

Detection Area			Hold Time			Daylight Sensor			Twilight Time		
	1	2		3	4		5	6		7	8	
I	ON	ON	100%	ON	ON	5s	ON	ON	5lux	ON	ON	0s
II	–	ON	75%	ON	–	90s	–	ON	15lux	ON	–	30s
III	ON	–	50%	–	ON	3min	ON	–	50lux	–	ON	10min
IV	–	–	25%	–	–	10min	–	–	Disable	–	–	+∞

MC054V RC

Detection Area				Hold Time				Stand-by Period				Stand-by DIM Level				Daylight Sensor				
		1			2	3	4			1	2	3			4	5			6	7	8	9	
ON	I	ON	100%	I	ON	ON	ON	5S	I	ON	ON	ON	0S	I	ON	ON	10%	I	ON	ON	ON	ON	5Lux
				II	–	ON	ON	30S	II	–	ON	ON	1min					II	–	ON	ON	ON	15Lux
				III	ON	–	ON	1min	III	ON	–	ON	3min	II	ON	–	20%	III	ON	–	ON	ON	30Lux
				IV	–	–	ON	3min	IV	–	–	ON	10min					IV	–	–	ON	ON	50Lux
	II	–	50%	V	ON	ON	–	20min	V	ON	ON	–	30min	III	–	ON	30%	V	ON	ON	–	ON	100Lux
				VI	–	–	–	30min	VI	–	–	–	+∞	IV	–	–	50%	VI	ON	ON	ON	–	150Lux
																		VII	–	–	–	–	Disable

MC042S

Detection Area			Hold Time			Daylight Sensor		
	1			2	3		4	
ON	I	ON	50%	I	ON	ON	20min	I	ON	25Lux
				II	–	ON	3min			
	II	–	100%	III	ON	–	90S	II	–	Disable
				IV	–	–	5S			

MC002D6

Detection Area				Hold Time				Daylight Sensor				Operating Mode			
	1	2			3	4			5	6			7	8	
I	ON	ON	100%	I	ON	ON	5S	I	ON	ON	+∞	I	ON	ON	0S
II	–	ON	75%	II	–	ON	90S	II	–	ON	50lux	II	–	ON	30S
III	ON	–	50%	III	ON	–	3min	III	ON	–	15lux	III	ON	–	10min
IV	–	–	25%	IV	–	–	10min	IV	–	–	5lux	IV	–	–	+∞

MC040S

Detection Area				Hold Time				Daylight Sensor				
	1	2			3	4	5		6	7	8	9	
I	ON	ON	100%	I	ON	ON	ON	5S	I	ON	ON	ON	ON	5Lux
II	–	ON	75%	II	–	ON	ON	30S	II	–	ON	ON	ON	15Lux
III	ON	–	50%	III	ON	–	ON	90S	III	ON	–	ON	ON	30Lux
IV	–	–	25%	IV	–	–	ON	3min	IV	–	–	ON	ON	50Lux
				V	ON	ON	–	20min	V	ON	ON	–	ON	100Lux
				VI	–	–	–	30min	VI	ON	ON	ON	–	150Lux
									VII	–	–	–	–	Disable

MC075S

Detection Area				Hold time				Daylight Sensor				
	1	2		3	4	5		6	7	8	9	
ON	ON	ON	100%	ON	ON	ON	5s	ON	ON	ON	ON	5Lux
				–	ON	ON	30s	–	ON	ON	ON	15Lux
	–	ON	75%	ON	–	ON	1min	ON	–	ON	ON	30Lux
				–	–	ON	3min	–	–	ON	ON	50Lux
	ON	–	50%	ON	ON	–	20min	ON	ON	–	ON	100Lux
				ON	ON	–	20min	ON	ON	ON	–	150Lux
	–	–	25%	–	–	–	30min	–	–	–	–	Disable

MC072V

	Mroroware Sensor		Detection Area		Hold time				Stand-by Period										External Daylight Harvesting Sensor		Stand-by DIM level	
	1		2		3	4	5		6	7	8		1	2	3	4	A	B	5		6	
ON	ON	Active	ON	100%	ON	ON	ON	5s	ON	ON	ON	0s	ON	ON	ON	ON	25Lux	N/A	ON	Disable	ON	15%
					–	ON	ON	30s	–	ON	ON	5min	–	ON	ON	ON	50Lux					
					ON	–	ON	1min	ON	–	ON	10min	ON	–	ON	ON	100Lux	100Lux				
					–	–	ON	5min	–	–	ON	20min	ON	–	ON	ON	250Lux	250Lux				
					ON	ON	–	15min	ON	ON	–	30min	ON	–	–	ON	350Lux	350Lux				
	–	Disable	–	50%	–	–	–	30min	–	–	–	+∞	ON	ON	ON	–	500Lux	500Lux	–	Active	–	30%
													–	–	–	–	Disable	Disable				

MLC28C-PE/MLC18C-P3/MLC16C-PE

Detection Area			Hold Time			Daylight Sensor			Stand-by Period			Stand-by DIM Level		
1			2	3		4	5		6	7		8		
I	ON	100%	I	ON	ON	5S	I	ON	ON	Disable	I	ON	ON	0S	I	ON	10%
			II	–	ON	90S	II	–	ON	50Lux	II	–	ON	30S			
			III	ON	–	3min	III	ON	–	15Lux	III	ON	–	10min			
			IV	–	–	10min	IV	–	–	5Lux	IV	–	–	+∞	II	–	25%
II	–	50%															

MC18C-DP/MC28C-DP

Detection Area			Hold Time			Daylight Sensor			Stand-by Period			Stand-by DIM Level			Mode		
1			2	3		4	5		6			7			8		
I	ON	100%	I	ON	ON	7S	I	ON	ON	5Lux (25Lux)	I	ON	0S	I	ON	10%	I	ON	Sensor
			II	ON	–	1min	II	ON	–	25Lux (75Lux)									
			III	–	ON	5min	III	–	ON	50Lux (150Lux)									
			IV	–	–	10min	IV	–	–	Disable									
II	–	50%									II	–	+∞	II	–	25%	II	–	Disable

MC18C-N/MC28C-N

Detection Area			Hold Time			Daylight Sensor			Stand-by Period			Stand-by DIM Level		
1			2	3		4	5		6			7			8		
I	ON	100%	I	ON	ON	5S	I	ON	ON	5Lux	I	ON	0S	I	ON	10%
			II	ON	–	1min	II	ON	–	25Lux	II	ON	–	1min			
			III	–	ON	5min	III	–	ON	50Lux	III	–	ON	10min			
			IV	–	–	10min	IV	–	–	Disabla	IV	–	–	+∞	II	–	25%
II	–	50%															

MLC20C-P2

Output Current Setting			
	1	2	3
450mA	ON	ON	ON
400mA	ON	–	ON
380mA	–	–	ON
350mA	–	ON	–
320mA	ON	–	–
300mA	–	–	–

Detection Area			Hold Time			Daylight Sensor			Stand-by Period			Stand-by DIM Level		
1			2	3		4	5		6	7		8		
ON	ON	100%	ON	ON	5S	ON	ON	5Lux	ON	ON	0S	ON	ON	10%
			ON	–	90S	ON	–	15Lux	ON	–	30S			
			–	ON	3min	–	ON	30Lux	–	ON	10min	–	–	25%
–	–	50%	–	–	10min	–	–	Disable	–	–	+∞			

MLC40C-P4

Stand-by DIM Level			Daylight Sensor		
1			2	3	
I	ON	10%	I	ON	ON	5Lux
			II	ON	–	15Lux
II	–	25%	III	–	ON	30Lux
			IV	–	–	Disable

Detection Area			Hold Time			Stand-by Period		
	1	2		3	4		5	6	
I	ON	ON	100%	I	ON	ON	5S	I	ON	ON	0S
II	ON	–	75%	II	ON	–	90S	II	ON	–	30S
III	–	ON	50%	III	–	ON	3min	III	–	ON	10min
IV	–	–	25%	IV	–	–	10min	IV	–	–	+∞

MLC40C-P5

Detection Area				Hold Time				Dimming Level			
	1	2			3	4			5	6	
I	ON	ON	100%	I	ON	ON	5S	I	ON	ON	0%
II	ON	–	75%	II	ON	–	5min	II	ON	–	10%
III	–	ON	50%	III	–	ON	25min	III	–	ON	25%
IV	–	–	25%	IV	–	–	+∞	IV	–	–	50%

MLC65C-P3/MLC65C-P5

Detection Area			Hold Time			Daylight Sensor			Stand-by period			Stand-by DIM Level		
1	2		3	4		5	6		7	8		9		
ON	ON	100%	ON	ON	5S	ON	ON	5Lux	ON	ON	0S	ON	10%
ON	–	75%	ON	–	90S	ON	–	15Lux	ON	–	30S		
–	ON	50%	–	ON	3min	–	ON	30Lux	–	ON	10min	–	25%
–	–	25%	–	–	10min	–	–	Disable	–	–	+∞		

MLC65C-P4

Output Current Setting			
	1	2	3
1200mA	ON	ON	ON
1050mA	ON	ON	–
925mA	ON	–	–
600mA	–	–	–

Daylight Sensor					Stand-by Period		
	1	2	3		4	5	
I	ON	ON	ON	10Lux	I	ON	ON	1min
II	ON	ON	–	30Lux	II	ON	–	5min
III	ON	–	ON	50Lux	III	–	ON	25min
IV	–	ON	ON	100Lux	IV	–	–	+∞
V	–	–	–	Disable				

MLC18C-PRF2

Hold Time				Stand-by Period				Stand-by DIM Level			RF Channel Selection
	1	2	3		4	5	6		7	8		1 2 3 4
ON	ON	ON	5S	ON	ON	ON	0S	ON	ON	10%	Channel 1-16
–	ON	ON	30S	–	ON	ON	5min				
ON	–	ON	90S	ON	–	ON	10min	–	ON	20%	
–	–	ON	3min	–	–	ON	30min	ON	–	30%	
ON	ON	–	20min	ON	ON	–	1H				
–	–	–	30min	–	–	–	+∞	–	–	50%	

Night/Light Sensor Function

4	5	6	7	8	open	close
ON	ON	ON	ON	ON	Disable	Disable
–	ON	ON	ON	–	100lux	250lux
ON	–	ON	ON	–	50lux	150lux
–	–	ON	ON	–	35lux	100lux
–	–	–	ON	–	10lux	50lux
–	–	–	–	–	2lux	30lux

Detection Area				Daylight Threshold					
1	2	3		4	5	6	7	8	
ON	ON	ON	100%	ON	ON	ON	ON	ON	Disable
–	ON	ON	75%	–	ON	ON	ON	ON	100lux
ON	–	ON	50%	ON	–	ON	ON	ON	50lux
				–	–	ON	ON	ON	35lux
				–	–	–	ON	ON	10lux
–	–	ON	25%	–	–	–	–	ON	2lux

Output Current/Voltoge				
1	2	3		
ON	ON	ON	700mA	16-27.2V
ON	–	ON	600mA	16-27.2V
–	ON	ON	450mA	16-40.8V
–	–	ON	350mA	16-54.4V
–	–	–	300mA	16-61.2V

MLC40C-M

Output Current Setting					Sensor	
	1	2	3	4		5	
ON	ON	ON	ON	1050mA	ON	Disable
	ON	ON	–	1000mA		
	–	ON	ON	950mA		
	ON	–	ON	900mA		
	–	–	ON	850mA	–	Active
	–	ON	–	800mA		
	ON	–	–	750mA		
	–	–	–	700mA		

Detection Area		Hold Time			Daylight Sensor		
1		2	3		4	5	
ON	100%	ON	ON	5s	ON	ON	50Lux
		ON	–	5min	ON	–	150Lux
		–	ON	15min	–	ON	300Lux
–	50%	–	–	+∞	–	–	Disable

Stand-by Period		Stand-by DIM Level		External Daylight Sensor		
1	2		3		4	5	
ON	ON	0s	ON	10%	ON	ON	250Lux
ON	–	10min			ON	–	350Lux
	–	ON	30min	–	35%	–	ON	450Lux
	–	–	+∞			–	–	550Lux

MC603S

Detection Area			Hold Time				Daylight Sensor				Mode		
1	2		3	4	5		6	7	8		9		
ON	ON	100%	ON	ON	ON	5S	ON	ON	ON	2 LUX	ON	ON	Const-ant ON
			–	ON	ON	30S	ON	ON	–	10LUX			
–	ON	75%	ON	–	ON	90S	–	ON	–	25LUX			
			–	–	ON	3min	ON	–	–	50LUX	–	–	Sensor
ON	–	50%	ON	ON	–	20min	–	–	–	Disable			
–	–	10%	–	–	–	30min							

MC602S

Detection Area				Hold Time				Daylight Sensor				Mode			
	1	2			3	4	5		6	7	8		9		
I	ON	ON	100%	I	ON	ON	ON	5S	I	ON	ON	ON	5Lux	I	ON	Disable
II	–	ON	75%	II	–	ON	ON	30S	II	–	ON	ON	15Lux			
				III	ON	–	ON	90S	III	ON	–	ON	30Lux			
III	ON	–	50%	IV	–	–	ON	3min	IV	–	–	ON	50Lux			
				V	ON	ON	–	20min	V	ON	ON	–	100Lux	II	–	Sensor
IV	–	–	25%	VI	–	–	–	30min	VI	–	–	–	Disable			

MC049V/MC601V

Detection Area				Hold Time				Stand-by Period				Daylight Sensor					Stand-by DIM Level			
	1	2			3	4	5		6	7	8			1	2	3	4			5	6	
I	ON	ON	100%	I	ON	ON	ON	5S	I	ON	ON	ON	0S	I	–	–	ON	ON	2Lux	I	ON	ON	50%
				II	–	ON	ON	30S	II	–	ON	ON	5S	II	–	–	–	ON	5Lux				
II	ON	–	75%	III	ON	–	ON	90S	III	ON	–	ON	5min	III	–	ON	ON	–	10Lux	II	–	ON	30%
				IV	–	–	ON	3min	IV	–	–	ON	10min	IV	–	–	ON	–	25Lux				
III	–	ON	50%	V	ON	ON	–	20min	V	ON	ON	–	30min	V	–	ON	–	–	50Lux	III	ON	–	20%
				VI	–	–	–	30min	VI	–	ON	–	60min	VI	ON	ON	–	–	100Lux				
IV	–	–	10%						VII	–	–	–	+∞	VII	–	–	–	–	Disable	IV	–	–	10%

MC083V

Detection Area				Hold Time				Stand-by Period				Daylight Sensor								Stand-by DIM Level			
	1	2			3	4	5		6	7	8		1	2	3	4	5	6			1	2	
I	ON	ON	100%	I	ON	ON	ON	5s	I	ON	ON	ON	0s	I	ON	ON	ON	ON	ON	2Lux			
				II	–	ON	ON	30s	II	–	ON	ON	5s	II	–	ON	ON	ON	ON	5Lux	I	ON	ON	50%
II	ON	–	75%	III	ON	–	ON	90s	III	ON	–	ON	5min	III	ON	–	ON	ON	ON	10Lux			
				IV	–	–	ON	3min	IV	–	–	ON	10min	IV	ON	ON	–	ON	ON	25Lux	II	ON	–	30%
III	–	ON	50%	V	ON	ON	–	20min	V	ON	ON	–	30min	V	ON	ON	ON	–	ON	50Lux			
				VI	–	–	–	30min	VI	–	ON	–	60min	VI	ON	ON	ON	ON	–	100Lux	III	–	–	20%
IV	–	–	10%						VII	–	–	–	+∞	VII	ON	ON	ON	ON	ON	Disable			

MC605V/D

Detection Area	1	2	
I	ON	ON	100%
II	ON	-	75%
III	-	ON	50%
IV	-	-	25%

Hold Time	3	4	5	
I	ON	ON	ON	5S
II	-	ON	ON	30S
III	ON	-	ON	90S
IV	-	-	ON	3min
V	ON	ON	-	20min
VI	-	-	-	+∞

Stand-by Period	6	7	8	
I	ON	ON	ON	0S
II	-	ON	ON	5S
III	ON	-	ON	5min
IV	-	-	ON	10min
V	ON	ON	-	30min
VI	-	ON	-	1h
VII	-	-	-	+∞

Stand-by DIM Level	1	2	
I	ON	ON	50%
II	-	ON	30%
III	ON	-	20%
IV	-	-	10%

Daylight Sensor	3	4	5	6	
I	ON	ON	ON	ON	5Lux
II	-	ON	ON	ON	15Lux
III	ON	-	ON	ON	30Lux
IV	-	-	ON	ON	50Lux
V	ON	ON	-	ON	100Lux
VI	ON	ON	ON	-	150Lux
VII	-	-	-	-	Disable

MC612V D RC

Detection Area	1	2	
I	ON	ON	100%
II	ON	–	75%
III	–	ON	50%
IV	–	–	25%

Hold Time	3	4	5	
I	ON	ON	ON	8s
II	ON	–	ON	30s
III	–	ON	ON	1min
IV	ON	–	–	5min
V	–	ON	–	10min
VI	–	–	ON	15min
VII	–	–	–	30min

Stand-by Period	6	7	8	
I	ON	ON	ON	0s
II	ON	–	ON	1min
III	–	ON	ON	3min
IV	ON	–	–	5min
V	–	ON	–	10min
VI	–	–	ON	30min
VII	–	–	–	+∞

Stand-by DIM Level	1	2	
I	ON	ON	10%
II	ON	–	20%
III	–	ON	30%
IV	–	–	50%

Daylight Sensor	3	4	5	6	
I	ON	ON	ON	ON	5Lux
II	–	ON	ON	ON	15Lux
III	ON	–	ON	ON	30Lux
IV	–	–	ON	ON	50Lux
V	ON	ON	–	ON	100Lux
VI	ON	ON	ON	–	150Lux
VII	–	–	–	–	Disable

MC613V D RC

Detection Area	1	2	
I	ON	ON	100%
II	ON	–	75%
III	–	ON	50%
IV	–	–	25%

Hold Time	3	4	5	
I	ON	ON	ON	8s
II	ON	–	ON	30s
III	–	ON	ON	1min
IV	ON	–	–	5min
V	–	ON	–	10min
VI	–	–	ON	15min
VII	–	–	–	30min

Stand-by Period	6	7	8	
I	ON	ON	ON	0s
II	ON	–	ON	1min
III	–	ON	ON	3min
IV	ON	–	–	5min
V	–	ON	–	10min
VI	–	–	ON	30min
VII	–	–	–	+∞

Stand-by DIM Level	1	2	
I	ON	ON	10%
II	ON	–	20%
III	–	ON	30%
IV	–	–	40%

Daylight Sensor	3	4	5	6	
I	ON	ON	ON	ON	5Lux
II	–	ON	ON	ON	15Lux
III	ON	–	ON	ON	30Lux
IV	–	–	ON	ON	50Lux
V	ON	ON	–	ON	100Lux
VI	ON	ON	ON	–	150Lux
VII	–	–	–	–	Disable

MC609V RC

Detection Area	1	
I	ON	100%
II	-	50%

Hold Time	2	3	4	
I	ON	ON	ON	5S
II	-	ON	ON	30S
III	ON	-	ON	1min
IV	-	-	ON	3min
V	ON	ON	-	20min
VI	-	-	-	30min

Stand-by Period	1	2	3	
I	ON	ON	ON	0S
II	-	ON	ON	1min
III	ON	-	ON	3min
IV	-	-	ON	10min
V	ON	ON	-	30min
VI	-	-	-	+∞

Stand-by DIM Level	4	5	
I	ON	ON	10%
II	ON	-	20%
III	-	ON	30%
IV	-	-	50%

Daylight Sensor	6	7	8	9	
I	ON	ON	ON	ON	5Lux
II	-	ON	ON	ON	15Lux
III	ON	-	ON	ON	30Lux
IV	-	-	ON	ON	50Lux
V	ON	ON	-	ON	100Lux
VI	ON	ON	ON	-	150Lux
VII	-	-	-	-	Disable

MS02

	1	2	3	4	open	close
I	ON	ON	ON	ON	5Lux	25Lux
II	ON	ON	ON	-	10Lux	50Lux
III	ON	ON	-	ON	25Lux	75Lux
IV	ON	ON	-	-	50Lux	100Lux
V	ON	-	ON	-	100Lux	200Lux
VI	ON	-	-	-	150Lux	300Lux
VII	-	ON	-	-	200Lux	400Lux
VIII	-	-	-	-	Disable	

MC610V RC

Detection Area	1	2	
I	ON	ON	100%
II	ON	–	75%
III	–	ON	50%
IV	–	–	25%

Hold Time	3	4	5	
I	ON	ON	ON	8s
II	ON	–	ON	30s
III	–	ON	ON	1min
IV	ON	–	–	5min
V	–	ON	–	10min
VI	–	–	ON	15min
VII	–	–	–	30min

Stand-by Period	6	7	8	
I	ON	ON	ON	0s
	ON	–	ON	1min
III	–	ON	ON	3min
IV	ON	–	–	5min
V	–	ON	–	10min
VI	–	–	ON	30min
VII	–	–	–	+∞

Stand-by DIM Level	1	2	
I	ON	ON	10%
II	ON	–	20%
III	–	ON	30%
IV	–	–	40%

Daylight Sensor	3	4	5	6	
I	ON	ON	ON	ON	5Lux
II	–	ON	ON	ON	15Lux
III	ON	–	ON	ON	30Lux
IV	–	–	ON	ON	50Lux
V	ON	ON	–	ON	100Lux
VI	ON	ON	ON	–	150Lux
VII	–	–	–	–	Disable

Contact Information

Head Office
Shenzhen Merrytek Technology Co., Ltd

Address :
2nd and 3rd Floor,No.3 building,380 Xiangshan Avenue,Luotian,Yanluo,Baoan,Shenzhen,518127,China
Telphone:+86 755 2305 7253 / +86 755 2305 7259
Fax:+86 755 2786 3012
Email:sales@merrytek.com

German Office
Merrytek Deutschland GmbH

Address: Stephanstr. 133d,22047 Hamburg,Germany
Tel: +49 40 57 01 68 34
Fax: +49 40 21 98 38 16
Email: info@merrytek.de

North American Office

Address: Toronto, Ontario, Canada
Tel: +1 416 697 4338
Email: mark@merrytek.com

Agents

UK
Business Name:
NET LED Limited
Cotact Person : Duncan McCulloch
Email : Duncan@netled.co.uk
Website: www.netled.co.uk

South China
Business Name:
Ocean Bright Technologies Co., Ltd
Contact Person : Lei Peng
Email :Paul.peng@obt-led.com
Website :www.obt-led.com

East China
Business Name:
Ocean Bright Technologies Co., Ltd
Contact Person : Chuanjun Ai
Email :ai@obt-led.com
Website :www.obt-led.com

Business Name:
Shenzhen Merrytek New Energy Tecknology Co., Ltd
Contact Person : Lingfeng Lian
Email :sale01@merrytek.cn
Website : www.merrytek.cn

Notes

Notes

Notes